



Place: Skiresort Buková hora
Date: 27/08/2021

Blinduro Trail Fest

Oficiální výsledková listina

Rank.	Cat.rank.	Bib	Name	YoB	Nat.	Finish time	Gap	RZ1	#	RZ2	#	RZ3	#	RZ4	#	RZ5	#	RZ8	#
1.	1./M 21-29	3	BLÁHA Vojtěch Rock Machine	1999		00:26:21.1	00:00:00.0	03:02.0	1	03:44.9	3	02:23.6	2	02:52.8	1	02:06.4	2	11:23.6	59
2.	1./M 15-20	1	ADAMI Maxim BIKEPORN Chimpanzee Team	2001		00:26:53.4	00:00:32.3	03:10.0	3	03:51.9	5	02:26.2	3	02:57.6	2	02:03.6	1	13:15.9	65
3.	2./M 15-20	12	PIVNIČKA Jakub Superblindurista	2005		00:27:18.2	00:00:57.0	03:05.5	2	03:51.5	4	02:23.1	1	03:17.6	24	02:08.1	3	52:47.2	6
4.	1./M 40-49	20	ŽILÁK František Superblindurista	1981		00:27:24.7	00:01:03.6	03:16.4	6	03:54.3	6	02:26.9	4	03:00.4	4	02:09.7	4	49:41.2	4
5.	1./M 30-39	109	MOSKO Martin Commencal FDF team	1990		00:29:01.4	00:02:40.2	03:14.4	4	04:09.2	7	02:37.3	8	03:02.7	6	02:17.9	10	58:35.3	14
6.	2./M 21-29	319	PATÁK Jiří Mondraker enduro team	1992		00:29:03.3	00:02:42.2	03:16.3	5	04:19.0	11	02:32.4	5	03:03.6	7	02:16.8	9	10:48.8	58
7.	2./M 30-39	269	KANTOREK Petr Planet Bikes	1984		00:29:12.4	00:02:51.3	03:25.7	8	04:23.7	14	02:34.6	7	03:02.4	5	02:11.4	5	23:14.7	120
8.	3./M 15-20	147	KALOUSEK Jakub Sk Žamberk Tessuti sport	2005		00:29:46.1	00:03:25.0	03:28.1	13	04:26.2	16	02:43.5	18	03:04.3	8	02:15.8	8	33:54.9	164
9.	3./M 21-29	266	FLÁMA Tomáš TS Bohemia Promotorsport	1997		00:29:52.6	00:03:31.5	04:00.4	64	04:16.5	10	02:32.8	6	03:00.3	3	02:13.1	6	46:57.5	3
10.	3./M 30-39	90	PAVLAS Jakub Bikestrike.com	1987		00:30:03.5	00:03:42.4	03:34.4	19	04:34.3	22	02:44.0	19	03:11.4	17	02:20.7	18	19:23.6	82
11.	4./M 30-39	138	TEJKAL Zbyněk AMOKbikers	1983		00:30:07.7	00:03:46.6	03:27.6	12	04:20.7	12	02:38.3	10	03:09.5	13	02:14.4	7	19:33.4	87
12.	5./M 30-39	91	PAVLAS Petr Bikestrike.com	1990		00:30:08.0	00:03:46.9	03:26.7	9	04:23.6	13	02:45.6	22	03:13.3	19	02:23.5	26	20:52.0	95
13.	4./M 15-20	113	PEŠ Ladislav remibikecentrum	2006		00:30:13.5	00:03:52.4	03:32.0	16	04:35.5	25	02:38.1	9	03:06.7	10	02:27.0	32	02:07.0	18
14.	5./M 15-20	18	VÍT Matěj BlueFly riders	2005		00:30:16.3	00:03:55.1	03:38.7	25	04:14.2	8	02:42.4	16	03:20.0	30	02:19.9	16	29:52.6	139
15.	6./M 15-20	233	MAXA Adam	2004		00:30:18.1	00:03:57.0	03:24.8	7	04:16.2	9	03:00.1	72	03:09.0	12	02:18.0	11	18:46.1	76

(*)

Created: 29/08/2021 17:51:41

Timing and results by SPORTSOFT
TIMING

Site: 1 of 17

Rank.	Cat.rank.	Bib	Name	YoB	Nat.	Finish time	Gap	RZ1	#	RZ2	#	RZ3	#	RZ4	#	RZ5	#	RZ8	#
16.	2./M 40-49	75	MARČÍK Tomáš Moravian Eagles	1980		00:30:23.8	00:04:02.7	03:33.8	18	04:29.3	18	02:41.1	14	03:12.1	18	02:22.2	22	57:58.7	10
17.	7./M 15-20	227	HANÁK Ondřej BIKEPUZZLE	2003		00:30:33.7	00:04:12.6	03:27.6	11	04:40.1	28	02:43.3	17	03:11.3	16	02:18.0	12	50:38.0	5
18.	4./M 21-29	280	ŠÝKORA Štefan	1995		00:30:34.0	00:04:12.8	03:31.5	15	04:29.3	18	02:41.4	15	03:10.3	14	02:21.5	19	54:35.6	8
19.	3./M 40-49	116	ŠRAIL Milan MMMM	1978		00:30:36.0	00:04:14.9	03:40.7	31	04:39.0	26	02:39.4	12	03:06.4	9	02:18.3	14	14:11.6	67
20.	4./M 40-49	135	SADIL Petr Superblindurista	1980		00:30:36.2	00:04:15.1	03:38.7	24	04:30.3	20	02:38.7	11	03:06.7	10	02:22.9	25	20:32.5	91
21.	6./M 30-39	112	ONDŘEJ Jan WHYTE RACING TEAM	1983		00:30:36.8	00:04:15.7	03:30.2	14	04:23.9	15	02:39.8	13	03:11.2	15	02:34.1	59	01:53.5	16
22.	5./M 40-49	386	REISNER Petr GIANT cycling team	1975		00:30:42.7	00:04:21.5	03:40.1	28	04:40.5	31	02:48.2	30	03:13.8	21	02:24.7	28	45:22.2	2
23.	7./M 30-39	278	RADIL Jakub kolofix	1987		00:31:08.8	00:04:47.7	03:40.2	30	04:41.4	33	03:03.6	88	03:17.5	23	02:22.8	24	03:14.2	23
24.	8./M 15-20	326	RYS Jan sportovni kurzy	2006		00:31:11.4	00:04:50.3	03:36.2	21	04:35.2	23	02:47.1	25	03:22.0	35	02:23.7	27	04:27.4	26
25.	5./M 21-29	239	VLACH Marek Cyklokoloniál Enduro Team	1992		00:31:20.6	00:04:59.4	03:40.1	29	04:33.6	21	02:54.1	49	03:17.8	25	02:21.6	20	04:40.1	28
26.	6./M 40-49	110	NOVÁK Libor WHYTE RACING TEAM	1977		00:31:32.7	00:05:11.6	04:01.3	65	04:48.6	42	02:45.3	21	03:16.1	22	02:20.5	17	02:04.5	17
27.	8./M 30-39	51	MIKO Ladislav	1989		00:31:33.7	00:05:12.6	03:47.8	39	04:40.2	29	02:52.5	41	03:23.9	40	02:22.7	23	15:06.1	68
28.	9./M 30-39	81	ALBRECHT Luboš Bikestrike.com	1982		00:31:35.5	00:05:14.3	03:35.1	20	04:29.1	17	02:53.6	47	03:22.1	36	02:27.4	36	03:14.3	24
29.	7./M 40-49	337	ŠEDIVÝ Štěpán KSM HRADEK	1981		00:31:37.5	00:05:16.4	03:27.4	10	04:54.7	54	02:47.0	24	03:30.4	64	02:18.1	13	19:05.9	80
30.	10./M 30-39	123	DVOŘÁČEK Petr Superblindursta	1988		00:31:41.6	00:05:20.5	03:42.6	32	04:35.4	24	02:47.7	28	03:18.7	29	02:27.2	33	20:49.0	94
31.	11./M 30-39	265	FIKÁČEK Jakub	1990		00:31:43.3	00:05:22.1	03:37.1	22	04:48.3	41	02:47.2	26	03:18.2	27	02:19.8	15	23:56.6	122
32.	8./M 40-49	6	BRÁT Matěj SKI Police nad Metují	1978		00:32:01.0	00:05:39.9	03:47.5	38	04:40.4	30	02:48.2	31	03:21.0	32	02:30.7	50	35:11.9	171
33.	9./M 15-20	117	ŠRAIL Milan Cyklo centrum NO POOR	2005		00:32:01.5	00:05:40.4	03:38.5	23	04:40.7	32	02:49.8	35	03:23.7	39	02:27.4	35	52:48.0	241

(*)

Created:29/08/2021 17:51:41

Timing and results by  SPORTSOFT
TIMING

Site: 2 of 17

Rank.	Cat.rank.	Bib	Name	YoB	Nat.	Finish time	Gap	RZ1	#	RZ2	#	RZ3	#	RZ4	#	RZ5	#	RZ8	#
34.	12./M 30-4	95	SOJKA Libor	1990		00:32:19.1	00:05:58.0	03:50.1	43	04:50.6	46	02:51.3	37	03:24.9	42	02:25.5	29	12:14.8	61
35.	13./M 30-4	94	SEHNAL Martin B4 Team Šumperk	1982		00:32:23.2	00:06:02.1	03:45.4	35	04:48.7	43	02:51.9	39	03:26.0	49	02:26.4	30	03:00.0	21
36.	9./M 40-49	260	ŠŤASTNÝ Marek	1975		00:32:29.8	00:06:08.7	03:50.0	42	04:42.7	34	02:54.9	51	03:22.2	37	02:28.3	40	58:11.8	12
37.	14./M 30-4	330	SEDLÁK Ondřej Next Racing Cycling	1990		00:32:30.5	00:06:09.4	03:45.7	36	04:45.4	36	02:52.5	42	03:21.0	33	02:34.6	65	09:50.6	54
38.	15./M 30-4	262	VAŠENDA Jakub Nový Malín	1987		00:32:31.9	00:06:10.8	03:46.6	37	04:59.1	61	02:47.9	29	03:13.7	20	02:26.9	31	04:42.1	29
39.	6./M 21-29	161	BERAN Marek	1994		00:32:31.9	00:06:10.8	03:38.8	26	04:54.1	51	02:50.0	36	03:26.5	51	02:27.7	37	31:02.4	145
40.	16./M 30-4	277	POSPÍŠIL Martin BeskydBike	1990		00:32:34.2	00:06:13.1	03:48.4	40	05:02.1	66	02:45.0	20	03:18.1	26	02:28.9	41	10:25.6	57
41.	17./M 30-4	182	BUREŠ Miroslav ČOV EXPERT RACING	1989		00:32:34.7	00:06:13.6	03:44.8	34	04:56.3	56	02:46.7	23	03:26.6	53	02:30.6	49	08:39.6	44
42.	18./M 30-4	168	JUDA Václav	1990		00:32:45.2	00:06:24.1	03:39.5	27	05:06.5	74	02:57.7	57	03:25.2	44	02:34.1	60	22:00.0	116
43.	7./M 21-29	137	SÝKORA Pavel	1995		00:32:50.0	00:06:28.9	03:50.5	45	04:47.7	40	03:11.2	115	03:26.5	52	02:29.1	43	20:13.8	89
44.	8./M 21-29	34	SKLÁDANÝ Petr pepe bike enduro team	1994		00:32:54.8	00:06:33.7	03:50.1	44	04:39.8	27	02:51.6	38	03:35.6	83	02:30.6	48	24:54.3	126
45.	10./M 40-49	83	ČERNÝ Marek B4 Team Šumperk	1973		00:32:58.5	00:06:37.4	03:54.4	51	04:54.5	52	02:52.9	43	03:26.5	50	02:28.1	39	03:04.0	22
46.	1./W 30-39	42	DRENGUBAKOVA Andre N1 - Team	1990		00:33:00.2	00:06:39.0	03:54.7	52	04:50.5	45	02:53.8	48	03:25.3	46	02:31.2	53	06:39.6	34
47.	19./M 30-4	86	JANALÍK Lukáš	1990		00:33:06.6	00:06:45.5	03:53.1	49	04:50.6	46	02:47.2	26	03:18.2	28	02:33.3	56	31:10.2	148
48.	20./M 30-4	189	KRAJNAK David BikeTeamHydraulickyPi*us	1983		00:33:10.8	00:06:49.7	03:55.2	53	04:56.3	55	02:56.2	54	03:28.8	60	02:33.5	58	20:36.2	93
49.	11./M 40-49	14	POLESNÝ David Trail Hunter	1980		00:33:13.9	00:06:52.8	03:56.2	54	04:43.7	35	02:52.9	43	03:27.4	56	02:35.1	69	26:02.0	131
50.	10./M 15-19	107	KOUDELKA Max SRT Stela racing team	2003		00:33:15.3	00:06:54.2	03:57.7	56	04:54.6	53	03:03.7	89	03:27.3	55	02:30.4	47	16:17.8	71
51.	21./M 30-4	226	DUNDÁČEK Jiří	1991		00:33:22.7	00:07:01.6	03:58.9	59	04:53.2	50	02:48.8	32	03:21.8	34	02:30.3	46	19:25.2	84

(*)

Created: 29/08/2021 17:51:41

Rank.	Cat.rank.	Bib	Name	YoB	Nat.	Finish time	Gap	RZ1	#	RZ2	#	RZ3	#	RZ4	#	RZ5	#	RZ8	#
52.	22./M 30-4	45	HUBÁČEK Petr	1984		00:33:23.5	00:07:02.4	03:33.6	17	04:47.6	38	02:52.1	40	03:32.8	68	02:21.9	21	15:11.4	69
53.	9./M 21-24	276	PAVLÍK Michal	1999		00:33:27.3	00:07:06.2	03:50.6	46	05:07.1	77	03:01.7	78	03:35.0	81	02:28.0	38	07:07.3	37
54.	12./M 40-4	125	HLADÍLEK Jiří AMOKbikers	1981		00:33:30.8	00:07:09.6	04:04.0	66	05:13.1	87	02:53.5	46	03:22.4	38	02:35.8	72	18:51.7	77
55.	13./M 40-4	224	ČERMÁK Michal	1981		00:33:33.9	00:07:12.8	03:58.0	57	05:00.8	63	02:48.8	33	03:24.3	41	02:27.2	33	09:47.2	51
56.	2./W 30-3	41	BALÍKOVÁ Pavla Superblinduristka	1988		00:33:43.5	00:07:22.4	03:49.3	41	04:47.2	37	03:00.1	73	03:34.9	80	02:37.2	76	28:47.7	136
57.	10./M 21-4	177	URBAN Tomas Enduro Krupka	1994		00:33:46.4	00:07:25.3	03:44.7	33	04:49.2	44	03:32.6	188	03:28.5	59	02:29.6	45	21:43.6	111
58.	23./M 30-4	202	DOBŘECKÝ Pavel Marco Polo	1982		00:33:48.1	00:07:27.0	03:56.5	55	04:58.7	59	02:58.5	61	03:40.6	99	02:37.3	77	56:21.4	254
59.	24./M 30-4	78	ŠMATOLÁN Tomáš	1991		00:33:54.1	00:07:33.0	04:10.1	81	04:58.1	57	02:57.5	56	03:20.6	31	02:35.5	70	36:05.3	176
60.	1./M 50+	128	CHLÍBEK Václav REDPOINTEAM	1971		00:33:58.8	00:07:37.7	03:54.3	50	05:00.3	62	02:57.7	58	03:32.8	69	02:37.4	78	21:51.2	113
61.	14./M 40-4	98	ŠTULC Kryštof Bmx Bohnice	1976		00:33:59.2	00:07:38.0	03:50.9	47	04:52.0	49	02:54.8	50	03:34.0	75	02:38.3	80	42:36.1	201
62.	25./M 30-4	115	SOUKUP Ondřej KPNP Rybí	1989		00:33:59.8	00:07:38.7	04:07.3	74	05:03.2	68	02:59.4	66	03:28.0	58	02:38.1	79	57:06.0	9
63.	15./M 40-4	64	FOJTÍK Hynek	1978		00:34:01.1	00:07:40.0	04:00.2	62	05:05.2	73	03:02.8	83	03:29.0	61	02:40.7	88	18:56.3	78
64.	1./W 15-2	297	HAVLICKÁ Kristýna Rock Machine - Cyklomax	1998		00:34:03.1	00:07:42.0	04:06.8	73	05:19.4	100	03:03.1	86	03:25.5	47	02:32.6	54	09:47.5	52
65.	26./M 30-4	196	SEDLACEK Tomas BikeTeamHydraulickyPi*us	1984		00:34:04.6	00:07:43.5	03:59.2	61	04:51.9	48	03:15.8	133	03:40.7	101	02:33.4	57	21:37.0	109
66.	16./M 40-4	235	ŠIMERLE Ladislav	1976		00:34:12.2	00:07:51.0	04:05.1	68	05:08.6	81	02:55.2	52	03:25.1	43	02:34.8	68	19:23.9	83
67.	27./M 30-4	32	RUDA Adam pepe bike enduro	1990		00:34:16.7	00:07:55.5	04:06.7	71	05:41.9	148	03:12.3	117	03:37.1	88	02:32.8	55	23:42.4	121
68.	28./M 30-4	223	BŘEZINA Petr KOLARNA	1984		00:34:22.5	00:08:01.3	04:05.1	68	05:05.1	72	02:56.3	55	03:25.3	45	02:36.7	74	05:10.2	30
69.	11./M 21-4	171	MOUČKA Roman	1994		00:34:25.4	00:08:04.3	03:51.5	48	05:17.8	96	02:59.1	65	03:27.1	54	02:31.1	52	31:02.9	146

(*)

Created: 29/08/2021 17:51:41

Rank.	Cat.rank.	Bib	Name	YoB	Nat.	Finish time	Gap	RZ1	#	RZ2	#	RZ3	#	RZ4	#	RZ5	#	RZ8	#
70.	29./M 30-4	124	GAYER Tomáš	1983		00:34:34.2	00:08:13.0	03:59.1	60	04:58.9	60	03:00.8	75	03:25.9	48	02:34.6	63	35:59.6	175
71.	12./M 21-4	122	ČERMÁK Jakub	1996		00:34:37.1	00:08:16.0	04:49.9	175	05:08.2	79	02:59.6	67	03:36.4	85	02:29.2	44	20:27.1	90
72.	2./M 50+	178	VESELÝ Jaroslav Enduro Krupka	1970		00:34:40.3	00:08:19.2	04:09.3	80	05:23.5	109	02:58.2	60	03:34.2	76	02:34.2	61	20:54.5	96
73.	30./M 30-4	11	PEPŘ Miroslav	1985		00:34:41.8	00:08:20.7	04:19.2	103	05:04.5	70	03:02.9	85	03:30.1	63	02:39.1	83	58:09.7	11
74.	17./M 40-4	133	MIKITA Tomáš	1980		00:34:54.3	00:08:33.1	04:20.9	109	05:06.9	76	03:00.1	71	03:34.3	77	02:36.8	75	34:55.1	169
75.	11./M 15-4	101	DOBŘECKÝ Jakub Marco Polo	2006		00:35:01.0	00:08:39.8	04:13.0	85	05:06.9	75	03:09.5	106	03:51.3	148	02:31.0	51	57:01.4	256
76.	31./M 30-4	191	MADER Pavel BikeTeamHydraulickyPi*us	1983		00:35:03.1	00:08:42.0	04:00.3	63	05:17.4	94	03:00.6	74	03:34.4	78	02:34.6	65	22:55.4	119
77.	18./M 40-4	194	RADA Jirka	1979		00:35:06.8	00:08:45.6	04:08.1	76	04:58.2	58	03:17.9	140	03:34.0	74	02:40.0	85	15:12.7	70
78.	32./M 30-4	198	SIMAN Peter Mondraker enduro team	1988		00:35:13.9	00:08:52.8	04:08.6	77	05:18.7	98	02:59.8	68	03:33.6	73	02:34.6	63	31:26.1	149
79.	33./M 30-4	61	BAREŠ Jiří Flowtci	1985		00:35:14.5	00:08:53.4	04:14.1	89	05:02.0	64	02:58.5	62	03:35.1	82	02:44.5	102	36:14.5	177
80.	34./M 30-4	53	POSPÍŠIL Lukáš	1991		00:35:15.6	00:08:54.5	04:20.6	107	05:04.6	71	02:58.1	59	03:39.5	96	02:42.4	93	09:43.3	50
81.	13./M 21-4	222	ŽÁČEK Matěj	1992		00:35:20.8	00:08:59.6	04:06.7	71	05:21.5	104	03:08.8	103	03:41.2	102	02:35.8	73	55:29.6	250
82.	19./M 40-4	13	PIVNÍČKA Luděk Bikestrike.com	1973		00:35:22.3	00:09:01.2	04:19.1	101	05:08.4	80	03:07.6	100	03:48.5	130	02:44.2	99	54:21.8	7
83.	35./M 30-4	242	LINKA Lukáš	1985		00:35:28.0	00:09:06.9	03:58.8	58	05:16.0	92	03:02.3	80	03:29.7	62	02:42.5	94	25:02.0	128
84.	20./M 40-4	219	ŠTASTNÝ Martin Norco Bicycles	1980		00:35:31.8	00:09:10.7	04:22.4	112	05:29.1	117	03:02.7	82	03:30.8	65	02:35.6	71	31:04.6	147
85.	21./M 40-4	92	PEKAŘ Miroslav B4 Team	1976		00:35:33.4	00:09:12.2	04:19.5	105	05:09.7	82	02:55.5	53	03:33.1	70	02:42.7	95	02:59.6	20
86.	36./M 30-4	96	SOUSEDÍK Radim	1987		00:35:38.1	00:09:17.0	04:27.6	122	05:03.1	67	03:03.2	87	03:37.0	87	02:34.7	67	08:59.7	46
87.	3./M 50+	67	JAZEJČEK René Moravian Eagles	1971		00:35:42.4	00:09:21.3	04:15.3	93	05:19.3	99	03:02.7	81	03:44.0	119	02:41.3	90	24:20.1	124

(*)

Created: 29/08/2021 17:51:41

Rank.	Cat.rank.	Bib	Name	YoB	Nat.	Finish time	Gap	RZ1	#	RZ2	#	RZ3	#	RZ4	#	RZ5	#	RZ8	#
88.	37./M 30-4	205	HYBLER Michal Korejtko crew	1985		00:35:51.6	00:09:30.5	04:08.1	75	05:03.2	68	03:12.5	119	03:37.9	92	02:49.5	130	26:37.0	132
89.	38./M 30-4	36	ŠTAJNC David 1.3.1.2.	1989		00:35:53.5	00:09:32.4	04:35.9	145	05:09.7	83	03:09.9	108	03:42.3	108	02:46.6	112	20:00.1	88
90.	12./M 15-4	73	MACH Patrik	2006		00:35:57.6	00:09:36.5	04:36.1	146	04:47.6	39	02:49.6	34	03:48.5	131	02:29.0	42	43:32.9	208
91.	3./W 30-3	103	HANCIKOVA Bara	1988		00:35:59.4	00:09:38.3	04:22.1	111	05:12.8	86	03:13.1	120	03:39.4	95	02:45.7	108	12:32.4	63
92.	39./M 30-4	185	HANUSKA Matus	1990		00:35:59.5	00:09:38.3	04:32.5	135	05:27.2	115	03:12.4	118	03:49.7	140	02:40.6	87	46:42.2	222
93.	40./M 30-4	195	RAJNOHA Martin	1991		00:36:00.3	00:09:39.2	04:27.9	124	05:13.5	88	03:12.3	116	03:43.4	115	02:39.8	84	47:33.2	227
94.	22./M 40-4	246	HANÁK Petr HAVEN	1974		00:36:04.8	00:09:43.6	04:15.1	92	05:39.2	141	02:53.2	45	03:33.2	71	02:45.0	104	53:20.2	242
95.	41./M 30-4	21	HŮRKA Jakub	1989		00:36:11.6	00:09:50.5	04:13.2	86	05:17.6	95	03:08.8	104	03:37.5	90	02:44.7	103	09:53.7	55
96.	23./M 40-4	140	VALA Jakub	1980		00:36:14.0	00:09:52.9	04:17.8	99	05:22.4	106	03:06.5	94	03:32.3	66	02:47.7	115	30:11.2	140
97.	14./M 21-4	143	DOHNAL Milan Chicken Squad	1993		00:36:18.2	00:09:57.0	04:29.7	128	05:14.4	89	02:59.8	69	03:32.5	67	02:51.0	138	58:36.4	259
98.	42./M 30-4	199	ZAN Stanislav BikeTeamHydraulickyPi*us	1983		00:36:20.5	00:09:59.4	04:28.2	125	05:29.6	119	03:14.9	131	03:36.9	86	02:44.2	99	21:34.4	106
99.	13./M 15-4	158	TOBEŠ Tadeáš SK Tessuti Žamberk	2003		00:36:22.6	00:10:01.5	04:27.8	123	05:22.2	105	03:01.5	77	03:38.0	93	02:47.6	114	33:57.1	165
100.	24./M 40-4	157	TOBEŠ Jiří TOBIBIKE	1974		00:36:23.7	00:10:02.6	04:04.7	67	05:30.1	122	03:06.1	93	03:40.6	100	02:45.8	109	33:44.2	162
101.	14./M 15-4	106	KOUDELKA Albert SRT Stela racing team	2003		00:36:26.0	00:10:04.8	04:27.4	121	05:59.3	184	03:09.4	105	03:41.6	103	02:48.1	118	16:34.8	72
102.	43./M 30-4	167	JIRUŠKA Jan Joker DC	1984		00:36:32.9	00:10:11.8	04:12.2	82	05:19.6	101	03:02.8	83	03:50.3	144	02:45.1	105	21:27.6	104
103.	44./M 30-4	240	LINKA Jakub	1987		00:36:37.8	00:10:16.7	04:19.2	102	05:32.4	126	03:08.4	102	03:33.4	72	02:48.1	118	24:58.2	127
104.	45./M 30-4	111	NOVÁK Radomír Trinutka fun team	1987		00:36:38.8	00:10:17.7	04:36.3	148	05:24.3	110	03:10.2	110	03:41.9	104	02:40.2	86	21:58.7	114
105.	46./M 30-4	176	TOMEŠ Ondrej	1988		00:36:38.9	00:10:17.8	04:20.7	108	05:37.9	138	03:07.5	99	03:38.6	94	02:38.5	81	38:06.9	185

(*)

Created: 29/08/2021 17:51:41

Rank.	Cat.rank.	Bib	Name	YoB	Nat.	Finish time	Gap	RZ1	#	RZ2	#	RZ3	#	RZ4	#	RZ5	#	RZ8	#
106.	47./M 30-4	248	KASPAR Pavel homi racing	1985		00:36:50.1	00:10:29.0	04:35.6	144	05:38.8	139	03:07.4	97	03:40.1	97	02:48.4	120	06:48.3	35
107.	48./M 30-4	26	KUNA Jakub Kokostezky	1987		00:36:51.2	00:10:30.0	04:36.6	150	05:18.4	97	03:11.1	114	03:43.5	117	02:52.6	144	21:59.0	115
108.	25./M 40-4	52	PETR Tomáš	1981		00:36:52.4	00:10:31.3	04:33.2	137	05:31.2	124	03:13.4	122	03:53.9	154	02:49.0	125	27:41.8	134
109.	26./M 40-4	229	ILIADIS Lukáš	1980		00:36:53.8	00:10:32.7	04:21.8	110	05:36.1	131	03:22.7	161	03:37.7	91	02:47.8	116	40:26.9	192
110.	49./M 30-4	4	BLAŽEK Radim WTF?!Wheres The Finish?!	1987		00:36:56.7	00:10:35.6	04:15.9	96	05:36.8	132	03:15.8	132	03:42.8	112	02:45.1	105	21:30.2	105
111.	50./M 30-4	163	DRÁBEK Ladislav	1989		00:36:59.2	00:10:38.0	04:13.6	87	05:44.1	155	03:14.6	129	03:42.7	110	02:49.2	127	31:43.1	151
112.	2./W 15-2	134	POPOVOVA Natalie King's cycles	1995		00:37:07.1	00:10:45.9	04:15.8	95	05:25.7	113	03:09.6	107	03:45.1	123	02:49.7	133	07:39.7	40
113.	27./M 40-4	60	VALENTIN Miroslav	1972		00:37:09.2	00:10:48.1	04:12.3	83	05:14.5	90	03:10.2	111	03:49.7	139	02:45.2	107	40:14.9	191
114.	51./M 30-4	156	ŠULC Martin	1984		00:37:16.3	00:10:55.2	04:17.2	98	05:38.8	140	03:06.7	95	03:48.9	132	02:44.0	98	32:49.0	160
115.	15./M 21-4	174	ŠLÍŽEK Stanislav Enduro Krupka	1999		00:37:19.4	00:10:58.3	04:09.2	79	05:23.5	108	02:59.8	70	03:37.4	89	02:44.2	99	36:25.6	178
116.	52./M 30-4	162	BOHATA Lubos	1987		00:37:26.0	00:11:04.9	04:34.7	143	05:46.0	157	03:19.1	145	03:43.5	116	02:49.0	125	49:04.2	229
117.	53./M 30-4	2	BĚLOCKÝ Pavel WTF?! Wheres The Finish?!	1985		00:37:26.3	00:11:05.2	04:40.1	158	05:32.3	125	03:14.0	123	03:49.0	135	02:42.3	92	17:51.5	75
118.	16./M 21-4	102	DOSTÁL Martin	1992		00:37:31.8	00:11:10.6	04:37.1	152	05:41.4	146	03:14.3	126	04:05.4	198	02:48.6	122	17:13.5	74
119.	54./M 30-4	33	ŘEČÍNSKÝ Kamil	1984		00:37:32.6	00:11:11.4	04:24.1	115	05:19.8	103	03:23.5	162	04:17.4	226	02:50.2	136	09:47.6	53
120.	28./M 40-4	22	KLÍMEK Jakub Old School Bike Riders ValMez	1976		00:37:35.5	00:11:14.3	04:15.6	94	05:57.7	180	03:13.1	121	03:42.0	105	02:43.0	97	37:04.7	181
121.	29./M 40-4	130	MAHDALÍK Marek	1980		00:37:39.0	00:11:17.8	04:41.2	159	05:23.2	107	03:18.8	144	03:50.3	143	02:50.4	137	43:28.2	207
122.	30./M 40-4	50	MALIK Frantisek	1976		00:37:43.5	00:11:22.4	04:19.5	106	05:29.8	121	03:22.2	160	03:51.6	149	02:52.7	146	31:01.8	144
123.	55./M 30-4	27	LINHART Ondřej	1987		00:37:45.1	00:11:24.0	04:30.8	130	05:48.1	160	03:24.4	164	03:54.1	155	02:41.9	91	07:55.9	43

(*)

Created:29/08/2021 17:51:41





Timing and results by  SPORTSOFT
TIMING

Site: 7 of 17

Rank.	Cat.rank.	Bib	Name	YoB	Nat.	Finish time	Gap	RZ1	#	RZ2	#	RZ3	#	RZ4	#	RZ5	#	RZ8	#
124.	4./M 50+	105	KALUP Petr	1969		00:37:52.1	00:11:31.0	04:18.5	100	05:37.0	133	03:04.5	90	03:43.1	113	02:52.2	142	19:28.5	86
125.	3./W 15-2	57	SLANCOVÁ Anna Team Cyklotrenér Varnsdorf	2000		00:37:52.3	00:11:31.2	04:14.1	90	05:11.7	85	04:56.8	279	03:43.3	114	02:47.1	113	07:48.4	41
126.	56./M 30-4	19	VLAS Lukáš Compotech Plus Sušice	1986		00:37:55.1	00:11:33.9	04:59.6	196	05:25.2	112	03:28.2	175	03:56.4	163	02:52.2	142	07:50.7	42
127.	57./M 30-4	93	SEFRANEK Jan	1991		00:37:57.5	00:11:36.3	04:31.2	133	05:39.7	144	03:06.8	96	03:35.7	84	02:59.5	171	32:02.7	156
128.	58./M 30-4	63	DRTINA Michal Flowtci	1982		00:37:59.7	00:11:38.6	04:24.8	116	05:43.5	153	03:34.2	190	03:50.7	145	02:49.9	134	31:56.7	153
129.	59./M 30-4	104	HLAVA Jan	1988		00:38:05.8	00:11:44.7	04:33.5	139	06:00.5	185	03:19.9	148	04:03.3	188	02:48.6	122	44:05.2	212
130.	17./M 21-4	146	HERMAN Michal	1992		00:38:14.8	00:11:53.6	04:48.1	171	06:04.0	191	03:10.7	112	03:49.0	134	02:57.0	159	45:10.3	213
131.	31./M 40-4	44	HORÁK Jaroslav	1972		00:38:17.6	00:11:56.5	04:28.8	127	05:24.4	111	03:20.2	151	03:55.7	161	02:53.0	148	40:02.6	189
132.	60./M 30-4	87	JEŽÍK Marek	1991		00:38:18.0	00:11:56.9	04:26.7	120	05:48.0	159	03:29.1	179	03:55.4	159	02:49.5	130	31:26.2	150
133.	18./M 21-4	183	FIŠERA Jan AMK Cihelna	1992		00:38:18.2	00:11:57.1	04:23.0	114	05:58.0	181	03:18.6	143	03:57.2	168	02:52.9	147	21:41.3	110
134.	32./M 40-4	348	TEICHMANN Radomír	1972		00:38:18.8	00:11:57.6	04:54.8	185	05:54.8	174	03:21.7	156	03:42.2	106	02:51.0	139	08:52.1	45
135.	61./M 30-4	72	KUCHAŘ Michal	1983		00:38:26.4	00:12:05.3	04:25.8	119	05:33.0	127	03:18.1	141	03:43.7	118	03:06.6	201	36:38.8	180
136.	62./M 30-4	342	URBÁNEK Radek BIKEPORN.cz	1991		00:38:28.0	00:12:06.9	04:36.4	149	05:29.2	118	03:22.1	159	03:47.7	129	02:34.4	62	28:53.4	137
137.	63./M 30-4	97	ŠIMOŇUK František	1982		00:38:30.0	00:12:08.9	04:38.2	155	05:43.6	154	03:14.5	127	03:49.5	138	03:00.5	176	32:02.1	155
138.	64./M 30-4	39	ŠVÁCHA Martin	1988		00:38:30.1	00:12:09.0	04:45.0	167	05:33.3	128	03:27.1	171	03:57.2	166	02:55.1	152	38:19.3	1
139.	15./M 15-4	5	BRÁT Kryštof SKI Police nad Metují	2005		00:38:40.5	00:12:19.4	04:41.6	161	05:11.6	84	03:19.5	147	03:50.9	146	02:56.7	158	35:19.7	172
140.	65./M 30-4	54	PŘÍHODA Tomáš Brno bordel crew	1984		00:38:41.2	00:12:20.1	05:56.2	254	05:40.7	145	03:40.6	207	03:52.6	152	02:41.2	89	09:35.7	49
141.	19./M 21-4	151	KOVAL Artur	1998		00:38:45.3	00:12:24.2	05:04.3	204	05:47.6	158	03:31.6	186	03:56.7	165	02:48.7	124	45:42.0	216

(*)

Created: 29/08/2021 17:51:41

Rank.	Cat.rank.	Bib	Name	YoB	Nat.	Finish time	Gap	RZ1	#	RZ2	#	RZ3	#	RZ4	#	RZ5	#	RZ8	#
142.	66./M 30-4	309	MALÁT Libor	1988		00:38:46.5	00:12:25.4	04:49.7	174	06:02.9	189	03:21.5	155	03:49.0	133	03:00.4	175	36:28.8	179
143.	67./M 30-4	141	ANDERLE David	1985		00:38:49.0	00:12:27.9	04:25.5	118	05:49.0	162	03:07.5	98	03:34.7	79	03:03.2	187	33:50.5	163
144.	68./M 30-4	244	BURYÁNEK Jakub	1989		00:38:49.0	00:12:27.9	04:37.2	153	03:00.2	1	03:24.5	165	03:58.7	170	03:02.1	183	56:51.8	255
145.	20./M 21-4	294	KONRADY Martin	1994		00:38:49.2	00:12:28.1	04:19.2	103	05:45.3	156	03:21.5	154	03:57.2	167	03:06.2	197	01:30.4	15
146.	33./M 40-4	69	KELBL Tomas Moravian Eagles	1974		00:38:52.9	00:12:31.8	04:57.1	188	05:34.3	129	03:24.3	163	03:49.3	137	03:06.9	202	07:06.8	36
147.	34./M 40-4	225	DOSTÁL Miroslav Lanškrounští jelimani	1978		00:38:54.4	00:12:33.2	04:12.5	84	05:55.6	176	03:14.8	130	03:59.0	176	02:55.3	153	40:42.8	193
148.	69./M 30-4	303	KLAPAL Martin	1987		00:39:03.3	00:12:42.2	04:37.2	154	05:37.5	136	03:05.4	92	03:45.6	124	03:50.4	257	04:31.7	27
149.	70./M 30-4	221	VYCHLOPEN Tomáš Kolonakemp.cz	1982		00:39:06.2	00:12:45.1	04:54.2	184	06:08.2	195	03:17.5	138	03:44.3	122	02:50.0	135	30:27.8	142
150.	16./M 15-4	211	MLYNÁŘ Tomáš Strážný Trail Club	2002		00:39:06.4	00:12:45.3	04:33.4	138	05:55.1	175	03:19.4	146	04:06.3	203	02:57.5	165	49:41.6	233
151.	71./M 30-4	208	LIŠKA Martin Agresivní Hlemýždi	1984		00:39:06.6	00:12:45.5	05:15.7	223	05:52.1	169	03:16.9	134	03:46.8	128	02:49.6	132	32:55.0	161
152.	35./M 40-4	37	ŠULC Robert	1979		00:39:07.6	00:12:46.4	04:36.2	147	05:37.3	135	03:28.6	176	04:03.2	187	02:54.8	151	09:15.9	266
153.	17./M 15-4	264	CVACH Zdeněk	2004		00:39:07.8	00:12:46.7	04:57.9	191	05:37.7	137	03:22.0	158	04:02.7	186	02:53.5	149	46:25.3	219
154.	36./M 40-4	23	KLÍMEK Tomáš Old School Bike Riders ValMez	1979		00:39:09.6	00:12:48.5	04:17.1	97	05:30.3	123	03:43.8	218	03:46.1	125	02:49.4	129	37:13.0	182
155.	18./M 15-4	166	JELÍNEK Tomáš Val di Botič	2005		00:39:09.7	00:12:48.6	04:43.2	165	05:55.8	178	03:35.2	195	03:59.5	178	02:46.5	111	49:05.3	230
156.	37./M 40-4	70	KLIMEŠ Dan Moravian Eagles	1977		00:39:10.9	00:12:49.7	04:38.8	156	05:42.8	151	03:20.9	153	03:46.4	126	02:56.1	156	19:27.2	85
157.	38./M 40-4	31	PECHÁČEK Petr	1980		00:39:13.3	00:12:52.2	05:00.1	198	06:09.8	201	03:21.7	156	03:58.9	174	02:59.8	173	20:33.5	92
158.	19./M 15-4	120	VÁLEK Matěj KOLARNA	2004		00:39:17.2	00:12:56.1	04:24.9	117	05:42.4	150	03:14.6	128	03:44.1	121	02:57.5	164	54:48.6	245
159.	72./M 30-4	175	TOLAR Martin	1989		00:39:17.3	00:12:56.2	04:51.3	180	05:42.1	149	03:34.3	193	04:05.0	195	02:52.6	145	49:39.3	232

(*)

Created: 29/08/2021 17:51:41

Timing and results by  SPORTSOFT
TIMING

Site: 9 of 17

Rank.	Cat.rank.	Bib	Name	YoB	Nat.	Finish time	Gap	RZ1	#	RZ2	#	RZ3	#	RZ4	#	RZ5	#	RZ8	#
160.	21./M 21-4	187	JIROUT Petr AMK Cihelna	1992		00:39:20.6	00:12:59.5	04:51.3	179	06:11.8	206	03:17.0	135	03:50.0	141	02:49.2	128	21:27.3	103
161.	73./M 30-4	179	VINTER Tomáš	1991		00:39:22.0	00:13:00.9	04:43.2	164	05:29.7	120	03:11.0	113	04:04.3	192	02:51.4	140	42:16.7	198
162.	74./M 30-4	62	DĚKÁNY Gabriel	1990		00:39:30.5	00:13:09.3	04:47.3	170	05:37.0	133	03:38.9	202	04:03.4	190	02:59.4	170	04:03.2	25
163.	39./M 40-4	254	MACHÁČEK Tomáš	1977		00:39:30.6	00:13:09.5	04:50.1	176	05:52.0	168	03:17.1	136	03:51.6	150	02:46.2	110	21:35.3	108
164.	75./M 30-4	283	ALINČE Břet'a	1985		00:39:32.2	00:13:11.1	04:37.1	151	05:41.5	147	03:24.6	166	04:01.5	181	02:58.2	167	21:25.5	102
165.	76./M 30-4	35	ŠMATERA Jaroslav BosBike	1985		00:39:33.3	00:13:12.2	04:30.4	129	06:01.2	187	03:33.4	189	04:09.5	208	02:51.7	141	20:55.7	97
166.	22./M 21-4	180	VINTR Patrik	1993		00:39:34.2	00:13:13.1	04:09.0	78	05:39.4	143	04:20.4	262	03:54.5	157	02:58.1	166	41:01.8	196
167.	23./M 21-4	307	KOPEČNÝ Tomáš Trail u Jerycha	1996		00:39:46.7	00:13:25.6	04:40.0	157	06:03.7	190	03:29.2	180	03:44.0	120	02:56.0	155	46:38.7	220
168.	77./M 30-4	203	GAJDZICA Lukáš	1982		00:39:49.4	00:13:28.2	04:41.3	160	06:04.3	192	03:28.0	174	03:53.1	153	02:56.0	154	34:27.4	167
169.	40./M 40-4	234	SVOZIL Adam Zlatohorský knedlík	1980		00:39:51.3	00:13:30.2	04:22.8	113	05:54.2	173	03:14.0	124	03:58.9	175	02:57.4	161	40:53.7	195
170.	78./M 30-4	258	PALA Marek	1988		00:39:51.6	00:13:30.5	04:33.7	140	05:58.0	182	03:36.2	196	04:03.3	188	02:54.0	150	21:14.4	100
171.	41./M 40-4	148	KLIMPL Václav	1980		00:39:57.9	00:13:36.8	04:51.4	181	05:52.9	171	03:49.5	225	04:13.4	221	02:59.8	172	45:30.1	214
172.	79./M 30-4	59	ŠMEJDÍŘ David wopice banana bike team	1984		00:39:59.7	00:13:38.6	04:34.7	142	05:27.5	116	03:41.5	212	03:52.6	151	03:10.3	211	40:51.7	194
173.	80./M 30-4	159	TUČNÝ Martin	1983		00:40:10.2	00:13:49.1	04:30.9	131	06:01.9	188	03:29.9	182	03:54.3	156	03:03.2	188	42:22.6	200
174.	81./M 30-4	327	SARAMAK Jan Moravian Eagles	1982		00:40:10.5	00:13:49.4	04:42.4	163	05:50.9	167	03:32.1	187	04:05.2	197	03:02.0	182	12:15.7	62
175.	42./M 40-4	263	CUPAL Jakub	1975		00:40:10.6	00:13:49.5	04:48.9	172	05:49.9	163	03:27.3	172	03:58.7	170	03:03.9	189	02:30.6	19
176.	24./M 21-4	28	MÁLEK Ondřej	1993		00:40:16.7	00:13:55.6	06:04.0	255	05:50.8	165	03:39.6	205	03:50.9	147	03:09.5	210	19:08.7	81
177.	43./M 40-4	136	SEDLÁČEK Petr HT-Römerstadt	1975		00:40:18.4	00:13:57.3	04:55.6	186	06:06.6	193	03:26.3	169	04:00.7	180	02:57.4	163	30:43.5	143

(*)

Created: 29/08/2021 17:51:41

Timing and results by  SPORTSOFT
TIMING

Site: 10 of 17

Rank.	Cat.rank.	Bib	Name	YoB	Nat.	Finish time	Gap	RZ1	#	RZ2	#	RZ3	#	RZ4	#	RZ5	#	RZ8	#
178.	82./M 30-4	131	MATOUŠEK Matěj Shredwear	1987		00:40:18.5	00:13:57.3	04:14.9	91	05:07.7	78	03:04.9	91	06:04.9	280	03:04.0	191	09:20.1	48
179.	5./M 50+	243	ADAMI Roman	1967		00:40:18.9	00:13:57.7	05:09.5	211	05:55.9	179	03:18.4	142	03:46.6	127	02:48.5	121	19:03.8	79
180.	6./M 50+	56	SEMERÁD Jan Superblindurista	1966		00:40:23.6	00:14:02.5	04:58.9	194	05:49.0	161	03:28.8	178	04:02.2	184	03:04.2	192	35:58.5	174
181.	20./M 15-4	24	KOLÁČEK Jan	2001		00:40:36.2	00:14:15.1	04:58.8	193	05:58.7	183	03:28.7	177	03:58.7	172	02:47.8	116	32:48.6	159
182.	7./M 50+	7	CENDELÍN Milan GEMT	1968		00:40:50.5	00:14:29.4	04:43.5	166	05:43.1	152	03:17.4	137	03:54.9	158	02:56.4	157	07:18.9	38
183.	83./M 30-4	210	MAČÁT Jaroslav	1988		00:40:59.9	00:14:38.8	04:28.2	126	06:08.4	196	03:29.5	181	04:06.2	202	03:03.9	189	49:51.0	234
184.	84./M 30-4	275	ODSTRČILÍK Radim Mondraker enduro team	1982		00:41:08.0	00:14:46.9	05:05.3	205	06:30.6	228	03:30.0	183	04:03.4	190	03:01.6	181	13:49.8	66
185.	85./M 30-4	238	VALENTA Tomáš	1982		00:41:23.8	00:15:02.7	05:18.4	226	06:18.2	212	03:34.2	192	04:19.6	228	02:59.9	174	58:25.9	13
186.	8./M 50+	216	SASYN Roman	1967		00:41:29.3	00:15:08.2	04:57.2	189	06:28.5	224	03:24.7	167	03:55.4	159	03:08.2	208	39:12.9	187
187.	44./M 40-4	206	KELIŠ Martin Bikes & Beers	1981		00:41:36.2	00:15:15.1	05:11.0	213	06:35.3	229	03:14.1	125	03:50.2	142	03:04.4	194	01:15.2	262
188.	86./M 30-4	268	JEŽEK Přemysl	1986		00:41:37.5	00:15:16.4	04:33.9	141	05:52.2	170	03:45.3	220	04:10.5	209	03:06.4	200	43:59.4	210
189.	87./M 30-4	272	MACHATA Tomáš Braník Bike Club	1987		00:41:38.0	00:15:16.9	05:16.9	225	05:54.1	172	03:20.0	150	03:58.0	169	02:57.4	162	11:47.3	60
190.	21./M 15-4	259	ŠRUBAŘ Vojtěch Bike4Ride Team	2002		00:41:42.1	00:15:21.0	05:11.7	214	06:09.6	199	03:43.6	215	04:02.1	183	03:13.2	214	01:39.9	263
191.	9./M 50+	152	KRAČMAN Antonín Cygang's alzheimers	1970		00:41:44.3	00:15:23.2	05:10.7	212	06:00.6	186	03:38.9	202	03:59.8	179	03:07.0	203	47:04.4	226
192.	88./M 30-4	289	FIALA Tomáš	1990		00:41:46.3	00:15:25.2	04:51.5	182	06:26.2	219	03:38.2	198	04:05.1	196	03:02.9	186	55:59.6	253
193.	45./M 40-4	296	HANÁČEK Roman HSK cycling team	1977		00:41:46.7	00:15:25.5	05:01.1	199	06:11.2	204	03:20.4	152	03:59.2	177	03:07.7	205	53:33.3	244
194.	25./M 21-4	85	HAVELKA Ondřej	1994		00:41:50.8	00:15:29.7	04:52.7	183	05:39.3	142	03:31.5	185	05:48.5	278	03:05.5	196	32:10.5	157
195.	4./W 15-2	231	KUKULOVÁ Martina KOLÁRNA	1995		00:42:07.8	00:15:46.7	04:46.8	169	06:40.2	231	03:34.6	194	04:12.1	214	03:01.2	179	06:07.3	31

(*)

Created: 29/08/2021 17:51:41

Rank.	Cat.rank.	Bib	Name	YoB	Nat.	Finish time	Gap	RZ1	#	RZ2	#	RZ3	#	RZ4	#	RZ5	#	RZ8	#
196.	89./M 30-4	245	FIBICH Ondřej	1989		00:42:12.5	00:15:51.4	04:45.0	167	06:27.9	223	03:17.7	139	03:49.0	135	02:58.8	168	25:42.5	129
197.	90./M 30-4	236	ŠUSTR Michal	1986		00:42:13.1	00:15:51.9	05:06.6	206	06:28.6	225	03:43.7	216	04:08.4	205	03:08.0	207	25:45.2	130
198.	91./M 30-4	390	ZELENKA Jan Bikesport Joma	1987		00:42:22.4	00:16:01.2	05:18.5	227	06:27.7	222	03:26.4	170	04:09.3	207	03:09.3	209	01:40.1	264
199.	5./W 15-2	251	KUTNAROVÁ Anna	1995		00:42:26.9	00:16:05.8	04:56.3	187	06:11.0	203	03:31.4	184	04:05.7	199	02:59.2	169	22:30.7	118
200.	26./M 21-4	279	SKÁCEL Pavel	1992		00:42:37.6	00:16:16.4	05:24.1	232	06:20.4	215	03:37.0	197	04:15.2	223	03:16.5	219	42:19.8	199
201.	92./M 30-4	108	MATOUŠ Daniel Trinutka fun team	1985		00:42:59.6	00:16:38.5	05:52.0	250	06:18.3	213	03:40.1	206	04:02.7	185	03:02.5	184	13:05.1	64
202.	93./M 30-4	29	NOSEK Michal Utrejch	1983		00:43:08.8	00:16:47.6	05:07.6	208	05:50.8	166	03:41.4	211	04:05.8	201	03:01.4	180	09:14.6	265
203.	27./M 21-4	188	JIROUT Tomáš AMK Cihelna	1999		00:43:10.1	00:16:49.0	05:13.5	220	06:26.0	218	03:46.2	222	03:58.8	173	03:11.6	213	22:05.4	117
204.	94./M 30-4	49	KOHOUTEK Jakub	1987		00:43:24.6	00:17:03.5	05:49.8	247	06:09.0	198	03:55.6	237	04:24.6	234	03:14.5	216	26:48.3	133
205.	46./M 40-4	261	ŠTEC David Superblindurista	1976		00:43:34.6	00:17:13.5	05:13.5	220	06:19.3	214	03:57.2	241	04:08.3	204	03:02.5	185	51:05.6	240
206.	95./M 30-4	48	KLAPUCH Michal Superblindurista	1987		00:43:39.2	00:17:18.1	05:23.8	231	06:41.1	232	03:40.8	209	04:08.7	206	03:06.3	198	29:31.6	138
207.	22./M 15-4	68	KELBL Ondřej Moravian Eagles	2006		00:43:40.0	00:17:18.9	05:16.2	224	05:55.8	177	03:19.9	148	04:04.9	194	06:39.5	275	07:25.0	39
208.	96./M 30-4	17	ŠENK Ondřej BIKEPORN.cz	1987		00:43:42.5	00:17:21.4	06:16.1	262	05:50.2	164	03:56.1	239	04:23.1	232	03:01.1	178	09:00.6	47
209.	23./M 15-4	99	ŠTULC Tobiáš	2006		00:43:47.7	00:17:26.6	04:42.2	162	06:08.1	194	03:51.3	228	04:29.1	241	03:07.0	204	44:00.0	211
210.	97./M 30-4	46	JAKAB Vojtěch	1990		00:43:49.9	00:17:28.8	05:07.2	207	06:08.8	197	03:41.3	210	04:13.2	220	03:20.9	228	42:59.7	205
211.	98./M 30-4	341	TSECH Eduard	1989		00:43:58.4	00:17:37.2	05:12.5	217	06:42.2	233	03:45.8	221	04:13.1	218	03:04.3	193	43:47.1	209
212.	99./M 30-4	253	LHOTSKÝ Martin Shemale Racing	1987		00:44:03.4	00:17:42.3	04:59.8	197	06:27.7	221	03:43.4	214	04:25.7	238	03:07.9	206	57:18.6	257
213.	28./M 21-4	282	TREFIL Tomáš	1994		00:44:16.0	00:17:54.8	04:50.7	177	06:14.7	208	03:38.4	199	04:10.7	210	03:25.3	236	47:47.2	228

(*)

Created: 29/08/2021 17:51:41

Rank.	Cat.rank.	Bib	Name	YoB	Nat.	Finish time	Gap	RZ1	#	RZ2	#	RZ3	#	RZ4	#	RZ5	#	RZ8	#
214.	47./M 40→	255	MARTINEK Vojtěch	1978		00:44:22.6	00:18:01.5	05:03.2	203	06:40.1	230	03:38.9	202	04:11.5	211	03:20.3	225	21:01.7	98
215.	100./M 30	16	SVOJŠE Otakar Blatná	1988		00:44:23.5	00:18:02.4	05:02.2	201	06:10.1	202	03:59.8	244	04:53.4	261	03:19.0	223	21:07.4	99
216.	29./M 21→	142	CYRIL Raiskub	1994		00:44:32.2	00:18:11.1	05:22.9	230	06:29.2	226	03:26.3	168	04:12.7	216	03:32.9	244	42:44.0	202
217.	24./M 15→	169	KAČER Jakub Val di Botič	2004		00:44:42.9	00:18:21.8	04:50.9	178	06:15.7	209	03:53.8	233	04:12.2	215	03:22.2	231	50:05.2	235
218.	25./M 15→	65	HOSA Šimon	2006		00:44:45.9	00:18:24.8	04:58.2	192	06:09.7	200	03:38.7	200	04:04.4	193	03:34.5	245	45:34.8	215
219.	48./M 40→	126	HLADKÝ Jan	1976		00:44:47.9	00:18:26.8	05:02.3	202	06:13.8	207	03:42.5	213	04:31.0	243	03:24.3	235	46:10.6	218
220.	49./M 40→	127	HLOUŠEK Roman	1978		00:44:56.0	00:18:34.9	05:39.5	243	06:17.2	210	04:12.2	254	04:46.1	256	03:30.9	241	55:33.0	251
221.	101./M 30	139	TROJAN Karel Superblindurista	1984		00:44:56.1	00:18:35.0	04:57.5	190	06:11.2	204	03:56.2	240	04:27.1	239	03:21.0	229	24:18.4	123
222.	50./M 40→	38	ŠŮNA Martin Kroubang Racing	1979		00:45:03.1	00:18:42.0	05:13.5	220	06:44.8	236	04:12.7	256	04:14.5	222	03:20.8	227	11:06.6	267
223.	102./M 30	209	MACURA Lukáš	1984		00:45:04.9	00:18:43.8	05:30.5	236	06:54.5	240	03:46.4	223	04:18.2	227	03:20.7	226	34:12.3	166
224.	103./M 30	204	GRŇA Lukáš	1986		00:45:26.9	00:19:05.8	05:29.2	235	06:58.0	244	03:52.6	232	04:30.2	242	03:19.4	224	41:19.1	197
225.	6./W 15-2	144	DOHNALOVÁ Kateřina Chicken Squad	1994		00:45:31.8	00:19:10.7	05:38.8	242	06:57.9	243	03:48.6	224	04:38.1	246	03:21.6	230	59:55.6	261
226.	1./W 40+	40	TOMANOVÁ Jana HB team	1981		00:45:34.4	00:19:13.3	05:11.8	215	06:17.7	211	04:00.9	246	04:25.2	237	03:23.6	233	21:34.7	107
227.	4./W 30-3	387	RAINEROVA Eliška	1984		00:45:36.1	00:19:15.0	05:33.1	238	07:31.7	257	03:38.9	201	04:21.1	229	03:11.5	212	16:41.2	73
228.	51./M 40→	121	BAJGR Patrik	1975		00:45:37.2	00:19:16.0	05:33.1	238	06:51.0	237	03:40.7	208	04:16.4	225	03:17.2	221	31:59.8	154
229.	104./M 30	77	SONNENSCHNEIN Petr Moravian Eagles	1983		00:45:45.5	00:19:24.3	06:11.7	259	06:43.5	235	04:00.3	245	04:13.0	217	03:16.6	220	21:21.0	101
230.	52./M 40→	212	PILICH Radek	1979		00:45:49.5	00:19:28.4	05:13.0	219	06:59.6	245	03:50.5	227	04:11.7	212	03:15.1	217	34:59.8	170
231.	105./M 30	132	MELUZIN Ondřej King's cycles	1988		00:46:02.9	00:19:41.8	04:31.1	132	05:02.0	64	03:01.8	79	03:40.5	98	02:38.6	82	24:25.8	125

(*)

Created: 29/08/2021 17:51:41

Timing and results by SPORTSOFT
TIMING

Site: 13 of 17

Rank.	Cat.rank.	Bib	Name	YoB	Nat.	Finish time	Gap	RZ1	#	RZ2	#	RZ3	#	RZ4	#	RZ5	#	RZ8	#
232.	106./M 30	281	ŠKALOUD Martin	1988		00:46:16.6	00:19:55.5	05:09.0	210	07:06.0	248	03:50.2	226	04:21.5	231	03:26.6	237	50:27.9	236
233.	26./M 15-1	66	JAZEJČEK Martin Moravian Eagles	2006		00:46:19.0	00:19:57.8	05:25.6	233	07:21.9	255	04:14.0	259	04:53.4	262	03:18.3	222	21:48.3	112
234.	107./M 30	274	NOVOTNY Lukas Snowsatiry crew	1984		00:46:26.0	00:20:04.9	05:08.5	209	06:23.3	217	03:55.1	235	04:23.9	233	03:15.1	217	55:57.0	252
235.	108./M 30	200	ZIKMUND Miloš	1986		00:46:28.1	00:20:07.0	05:52.9	251	06:55.1	241	03:43.8	217	04:13.2	219	03:30.2	240	34:31.9	168
236.	109./M 30	76	PÁNEK Pavel Flowtci	1982		00:46:37.6	00:20:16.5	05:54.0	252	07:03.9	246	03:58.7	243	04:15.4	224	03:36.0	249	31:55.0	152
237.	30./M 21-1	391	ELBL Zdeněk Bike4Ride Team	1995		00:46:42.5	00:20:21.4	06:04.6	256	06:43.1	234	04:04.0	249	04:21.3	230	03:36.0	248	28:26.0	135
238.	110./M 30	267	HAZUCHA Michal Elite Dolný Kubín	1987		00:46:42.5	00:20:21.4	05:12.1	216	07:07.9	249	03:44.1	219	04:39.7	250	03:24.1	234	53:24.5	243
239.	111./M 30	249	KOLAJA Daniel Shemale Racing	1986		00:47:14.3	00:20:53.2	06:24.1	264	08:03.8	268	03:54.4	234	04:38.7	249	03:06.3	199	57:36.0	258
240.	53./M 40-1	230	KUBÍK Zdeněk Kaloni	1976		00:47:57.9	00:21:36.8	06:12.9	260	07:12.3	251	04:11.6	253	04:11.8	213	03:29.2	238	09:55.3	56
241.	31./M 21-1	232	LELEK Robert	1992		00:48:57.6	00:22:36.5	05:48.9	246	07:13.5	252	04:34.0	270	04:02.1	182	03:14.1	215	42:45.0	203
242.	10./M 50+	165	JELÍNEK Milan Val di Botič	1955		00:49:17.0	00:22:55.8	05:49.8	248	06:55.7	242	04:50.8	276	04:58.7	265	03:32.3	243	50:40.5	238
243.	7./W 15-2	47	JANSKÁ Michaela Brno bordel crew	1996		00:49:24.2	00:23:03.1	06:23.9	263	07:59.7	264	04:27.3	267	04:45.4	254	03:23.2	232	32:31.9	158
244.	112./M 30	197	SCHREINER Vladimír	1983		00:50:24.1	00:24:02.9	06:05.2	257	07:33.5	258	04:14.0	259	04:58.7	265	03:37.5	250	35:26.2	173
245.	113./M 30	218	ŠNAJDR Michal Asphalt Cycling Lab	1988		00:51:06.2	00:24:45.1	06:45.0	268	07:29.3	256	03:56.0	238	04:27.7	240	04:01.4	264	40:10.8	190
246.	114./M 30	207	KOTRBA Jan Bikes & Beers	1986		00:51:08.7	00:24:47.6	07:13.2	276	08:01.7	267	03:57.8	242	04:33.2	244	03:42.0	253	38:35.0	186
247.	32./M 21-1	149	KOLÁŘ Tomáš	1993		00:51:13.8	00:24:52.7	05:44.0	244	07:34.0	259	04:48.3	275	04:57.4	264	03:42.1	254	46:43.5	223
248.	2./W 40+	43	GÖTTEL Martina ZUBR racing	1967		00:51:14.4	00:24:53.3	06:14.9	261	07:04.4	247	04:13.6	258	04:54.4	263	03:52.3	258	37:58.3	183
249.	115./M 30	321	PLIML Jiří Caracal Racing	1982		00:51:21.0	00:24:59.9	05:36.0	241	10:34.3	283	04:06.5	251	04:34.4	245	03:35.1	246	49:27.8	231

(*)

Created: 29/08/2021 17:51:41

Timing and results by  SPORTSOFT
TIMING

Site: 14 of 17

Rank.	Cat.rank.	Bib	Name	YoB	Nat.	Finish time	Gap	RZ1	#	RZ2	#	RZ3	#	RZ4	#	RZ5	#	RZ8	#
250.	11./M 50+	160	UIBLEIN Petr www.downhill.cz	1967		00:51:25.1	00:25:03.9	06:46.2	271	08:00.6	266	04:02.3	247	04:45.8	255	03:45.5	255	46:41.2	221
251.	116./M 30	8	KNEŽÍNEK Karel Kajak VUT Brno	1984		00:51:56.8	00:25:35.6	04:31.3	134	05:26.3	114	03:10.1	109	03:55.8	162	02:57.3	160	06:22.6	33
252.	54./M 40+	295	KORYTÁK Petr	1981		00:52:00.0	00:25:38.9	06:36.6	266	07:42.1	262	03:51.9	230	04:41.7	252	03:57.7	261	50:36.1	237
253.	117./M 30	150	KOTAS Michal	1988		00:52:12.9	00:25:51.7	05:35.9	240	06:51.3	238	04:09.7	252	04:25.1	236	04:21.3	270	45:49.2	217
254.	118./M 30	250	KOLAŘÍK Ondřej Shemale Racing	1991		00:52:36.8	00:26:15.7	05:32.2	237	07:59.8	265	04:04.5	250	04:38.6	247	03:54.8	259	59:54.6	260
255.	119./M 30	214	ROHRBACHER Ivo	1986		00:52:54.5	00:26:33.4	06:10.1	258	07:54.6	263	04:20.5	263	04:50.2	259	03:38.0	251	39:28.5	188
256.	33./M 21+	292	GROZDANIČ Filip	1999		00:53:08.6	00:26:47.5	06:37.8	267	07:20.1	254	04:23.1	264	04:42.1	253	05:41.4	274	55:10.4	246
257.	120./M 30	213	PODHOLA Lukas	1984		00:54:43.1	00:28:22.0	05:49.8	248	08:21.8	271	04:13.1	257	04:47.1	257	03:31.9	242	47:02.8	225
258.	3./W 40+	84	DLABALOVÁ Jana Glede - ORBEA CZ	1981		00:54:57.5	00:28:36.4	06:45.3	270	07:36.0	261	04:31.1	268	05:12.0	270	04:11.0	267	06:20.5	32
259.	5./W 30-3	256	MORAVCOVÁ Libuše	1990		00:55:14.6	00:28:53.5	06:59.5	274	08:59.7	279	04:25.8	265	04:48.3	258	04:07.3	266	55:20.0	249
260.	34./M 21+	293	KALUŠ Karel	1993		00:56:06.7	00:29:45.6	06:53.0	272	08:12.4	270	04:36.4	271	05:18.5	271	03:58.7	262	55:13.5	248
261.	8./W 15-2	153	NYCZOVÁ Adéla	1997		00:56:42.9	00:30:21.8	07:37.6	281	08:50.5	276	04:41.2	274	05:04.2	267	04:34.8	271	38:03.3	184
262.	55./M 40+	80	ŠTORK David Moravian Eagles	1972		00:57:29.9	00:31:08.8	07:15.0	278	08:53.7	277	04:33.6	269	05:41.7	276	03:35.6	247	14:02.6	270
263.	121./M 30	30	PAULOVÍČ Honza Utrejch	1983		00:57:57.2	00:31:36.0	07:02.6	275	08:23.6	272	04:40.2	272	05:09.3	268	04:00.6	263	12:55.8	268
264.	122./M 30	58	SREJBER Jiri	1985		00:57:59.1	00:31:37.9	05:26.0	234	06:53.8	239	03:55.2	236	15:43.8	284	03:29.8	239	30:17.0	141
265.	6./W 30-3	114	SOUČKOVÁ Eva	1989		00:58:31.6	00:32:10.5	07:40.2	282	08:59.1	278	05:13.8	282	05:41.5	275	04:13.5	268	46:54.6	224
266.	27./M 15+	79	ŠTORK Daniel Moravian Eagles	2007		00:58:47.9	00:32:26.8	07:33.4	280	09:17.1	281	04:53.9	278	05:50.3	279	03:47.8	256	13:46.2	269
267.	56./M 40+	71	KUDLÁČEK Petr Flowtci	1980		01:00:58.2	00:34:37.1	06:53.0	272	08:37.2	274	04:59.9	281	06:06.9	281	04:45.7	272	42:58.2	204

(*)

Created: 29/08/2021 17:51:41






Timing and results by  SPORTSOFT
TIMING

Site: 15 of 17

Rank.	Cat.rank.	Bib	Name	YoB	Nat.	Finish time	Gap	RZ1	#	RZ2	#	RZ3	#	RZ4	#	RZ5	#	RZ8	#
268.	123./M 30	217	SULENTIC Ivan	1986		01:01:29.1	00:35:08.0	07:13.4	277	09:05.3	280	04:56.8	280	05:25.5	273	03:57.1	260	43:12.0	206
269.	124./M 30	89	KRATOCHVÍL Martin	1984		01:10:37.2	00:44:16.1	10:14.3	286	12:51.0	286	04:51.5	277	06:40.5	283	04:20.7	269	24:32.1	271
270.	125./M 30	257	MUCHA Patrik	1987		01:12:12.2	00:45:51.1	09:15.2	285	11:32.4	285	06:36.2	284	06:36.2	282	05:40.3	273	50:54.7	239
	M 21-29	10	MAHDALÍK Jakub Bike4Ride Team	2000		DNF		05:47.0	245	06:22.3	216								
	M 40-49	15	POSPÍŠIL Ondřej	1978		DNF		07:41.4	283	08:25.0	273	05:38.8	283	05:42.9	277				
	M 40-49	25	KROUPA David Kroubang Racing	1979		DNF		05:20.7	228	06:29.3	227	03:51.5	229	04:41.0	251				
	M 40-49	55	RŮŽIČKA Tomáš Superblindurista	1973		DNF		04:05.6	70	05:19.7	102	02:58.8	63	03:42.8	111				
	M 30-39	100	ZIKMUND Martin	1984		DNF		04:49.7	173	05:35.2	130	02:58.8	63	03:42.3	107				
	M 30-39	129	KADLEC Bedřich AMOKbikers	1982		DNF		04:32.6	136	05:16.2	93	03:01.0	76	03:27.8	57	02:42.9	96		
	M 30-39	155	SLAVÍČEK Tomáš	1989		DNF		06:34.6	265	08:40.4	275	03:52.0	231	05:25.5	272				
	M 30-39	172	NIKODYM Lukas Bros & Chops	1987		DNF		13:34.7	288										
	M 40-49	181	BECK Phillip	1980		DNF		06:45.1	269	08:06.9	269	04:40.5	273	05:29.8	274	04:03.1	265		
	W 40+	186	HRNCIARIKOVA Zuzana gripstone	1977		DNF		05:01.5	200	07:08.9	250	04:18.9	261	04:51.2	260				
	M 30-39	190	KYNČL Jan AMK Cihelna	1985		DNF		05:56.1	253	07:34.4	260	04:12.5	255	04:38.6	247	03:40.8	252		
	M 30-39	193	PETR Radek	1985		DNF		08:41.9	284	10:36.0	284								
	M 30-39	201	BOHÁČEK Roman	1987		DNF		04:59.0	195	06:26.4	220	03:34.2	190	04:05.8	200	03:00.5	177		
	M 30-39	228	HRBÁČEK Lubomír	1987		DNF		05:21.8	229	07:19.5	253	04:02.9	248	04:25.0	235				
	M 50+	237	VALENTA Slim Kaloni	1966		DNF		10:23.9	287										

(*)

Created: 29/08/2021 17:51:41

Rank.	Cat.rank.	Bib	Name	YoB	Nat.	Finish time	Gap	RZ1	#	RZ2	#	RZ3	#	RZ4	#	RZ5	#	RZ8	#
	M 15-20	241	ZUKAL Aleš Cyklokoloniál Enduro Team	2002		DNF		05:12.5	218	03:08.5	2	03:27.4	173	03:56.6	164				
	M 30-39	247	JEŘÁBEK Ivo Light Core team	1982		DNF		04:14.0	88	05:14.9	91	03:08.2	101	03:42.6	109				
	M 50+	270	KEPKA Tomáš	1965		DNF		07:29.8	279	10:15.1	282	04:26.7	266	05:10.2	269				
	M 30-39	273	MARČÍK Petr Snowsatiry crew	1987		DNF										03:05.4	195	55:13.2	247
	W 15-29	311	NOVÁKOVÁ Iveta	1996		DNF		15:02.5	289							13:49.0	276		

(*)

Created: 29/08/2021 17:51:41

Timing and results by



Site: 17 of 17