

Individual Results - Men Andorra Rouvy Challenge by Gran Fondo World Tour
Andorra Rouvy Challenge

Start time UTC: 12:00:00

Rank abs/cat	Jersey	Name	CoR	DoB	INT1				Finishtime	
1.		Bird Bruce Draft		1968	00:20:50.8				00:43:58.5	+00:00:00
1.Men 51 - 60		1000m 3000m 5000m 7000m 11000m 13000m 15000m								
		00:02:07.0 00:05:42.1 00:09:41.5 00:14:16.2 00:26:36.5 00:33:09.2 00:39:39.1								
		Username cdn_bird								
2.		Orset Jonas Nordic Trailblazer		1990	00:21:56.9				00:45:59.4	+00:02:00
1.Men 31 - 40		1000m 3000m 5000m 7000m 11000m 13000m 15000m								
		00:02:08.7 00:05:41.3 00:10:09.8 00:14:59.1 00:27:52.1 00:34:37.9 00:41:16.6								
		Username Orset								
3.		Pel Adam Team Adam		1982	00:21:56.6				00:47:36.5	+00:03:38
2.Men 31 - 40		1000m 3000m 5000m 7000m 11000m 13000m 15000m								
		00:02:06.0 00:05:41.3 00:09:47.8 00:14:36.1 00:28:11.3 00:35:27.1 00:42:37.3								
		Username adampel								
4.		Vlieghe Jan Raceperre		1979	00:21:55.6				00:47:46.7	+00:03:48
1.Men 41 - 50		1000m 3000m 5000m 7000m 11000m 13000m 15000m								
		00:02:04.0 00:05:41.2 00:09:45.7 00:14:33.2 00:28:09.7 00:35:07.3 00:42:03.9								
		Username jvlieghe								
5.		Galindo Alvaro Wattslab		1991	00:23:11.5				00:47:56.0	+00:03:57
1.Men 21 - 30		1000m 3000m 5000m 7000m 11000m 13000m 15000m								
		00:02:20.6 00:06:17.5 00:10:42.5 00:15:51.5 00:29:19.6 00:36:26.5 00:43:21.1								
		Username galindakis								
6.		Robinson James R2R CC		1983	00:22:12.8				00:48:30.8	+00:04:32
3.Men 31 - 40		1000m 3000m 5000m 7000m 11000m 13000m 15000m								
		00:02:03.9 00:05:42.2 00:09:49.7 00:14:38.1 00:28:44.8 00:36:06.3 00:43:23.2								
		Username JJRobinson								
7.		Graciani Leonardo		1992	00:22:49.3				00:48:52.0	+00:04:53
2.Men 21 - 30		1000m 3000m 5000m 7000m 11000m 13000m 15000m								
		00:02:09.2 00:06:03.4 00:10:21.5 00:15:25.5 00:29:14.8 00:36:33.5 00:43:48.3								
		Username leozito678								
8.		-Andi -Fink FinKraft Cycling Team		1970	00:23:04.8				00:49:14.7	+00:05:16
2.Men 51 - 60		1000m 3000m 5000m 7000m 11000m 13000m 15000m								
		00:02:16.9 00:06:13.2 00:10:35.8 00:15:40.1 00:29:36.6 00:37:00.7 00:44:07.5								
		Username Finker								
9.		Crampon Loic		1984	00:22:46.9				00:49:47.6	+00:05:49
4.Men 31 - 40		1000m 3000m 5000m 7000m 11000m 13000m 15000m								
		00:02:10.0 00:05:54.2 00:10:11.6 00:15:09.2 00:29:22.7 00:36:58.7 00:44:31.6								
		Username loic_1111								
10.		Benedik Jean-Philippe		1983	00:23:22.7				00:50:10.5	+00:06:12
5.Men 31 - 40		1000m 3000m 5000m 7000m 11000m 13000m 15000m								
		00:02:19.8 00:06:17.2 00:10:42.5 00:15:49.0 00:29:51.8 00:37:18.5 00:44:45.5								
		Username jbpnk								
11.		LACADEE Frederic TEAM SPOC NICE		1969	00:23:13.5				00:50:34.1	+00:06:35
3.Men 51 - 60		1000m 3000m 5000m 7000m 11000m 13000m 15000m								
		00:02:13.2 00:06:07.1 00:10:20.8 00:15:32.2 00:29:52.8 00:37:40.7 00:45:14.4								
		Username Freddy_L								

Rank abs/cat	Jersey	Name	CoR	DoB	INT1				Finishtime	
12.		Mrózek Marian TJ TŽ Třinec		1973	00:23:29.3				00:50:44.1	+00:06:45
2.Men 41 - 50		1000m 3000m 5000m 7000m 00:02:20.8 00:06:12.3 00:10:34.6 00:15:42.1			11000m 13000m 15000m 00:30:12.6 00:37:54.4 00:45:26.2					
13.		Sousek Karel CK Vinohradské Slapky		1978	00:23:51.4				00:51:02.8	+00:07:04
3.Men 41 - 50		1000m 3000m 5000m 7000m 00:02:22.9 00:06:25.3 00:10:42.7 00:15:58.3			11000m 13000m 15000m 00:30:30.9 00:38:03.5 00:45:36.1					
14.		Shejbal Jan Vojtěší Příbraz		1974	00:23:50.8				00:51:54.5	+00:07:56
4.Men 41 - 50		1000m 3000m 5000m 7000m 00:02:29.7 00:06:32.4 00:10:57.6 00:16:05.4			11000m 13000m 15000m 00:30:28.0 00:38:21.7 00:46:14.6					
15.		Moltke Henrik FBL		1976	00:23:33.1				00:52:01.9	+00:08:03
5.Men 41 - 50		1000m 3000m 5000m 7000m 00:02:07.0 00:05:54.4 00:10:16.7 00:15:33.4			11000m 13000m 15000m 00:30:30.5 00:38:42.6 00:46:37.5					
16.		van Hinsbergen Chris Team Adam		1981	00:22:07.2				00:52:15.3	+00:08:16
6.Men 31 - 40		1000m 3000m 5000m 7000m 00:02:04.8 00:05:42.4 00:09:44.6 00:14:34.1			11000m 13000m 15000m 00:28:47.4 00:36:55.4 00:45:33.3					
17.		Grosen Mads BareCykling.dk		1975	00:24:59.7				00:53:18.5	+00:09:20
6.Men 41 - 50		1000m 3000m 5000m 7000m 00:02:44.8 00:07:02.2 00:11:39.9 00:17:00.2			11000m 13000m 15000m 00:31:47.0 00:39:38.6 00:47:28.7					
18.		nelissen stan		1970	00:24:41.2				00:53:47.5	+00:09:49
4.Men 51 - 60		1000m 3000m 5000m 7000m 00:02:32.1 00:06:26.3 00:10:57.6 00:16:22.5			11000m 13000m 15000m 00:31:48.6 00:39:59.8 00:48:11.3					
19.		Mosier Brad Tierra Plan Racing		1966	00:25:24.8				00:54:04.0	+00:10:05
5.Men 51 - 60		1000m 3000m 5000m 7000m 00:02:36.1 00:06:44.3 00:11:21.7 00:16:51.6			11000m 13000m 15000m 00:32:40.2 00:40:44.0 00:48:44.0					
20.		Turoň Marek TJ TZ Třinec		1976	00:25:28.9				00:54:06.2	+00:10:07
7.Men 41 - 50		1000m 3000m 5000m 7000m 00:02:52.1 00:07:04.4 00:11:45.7 00:17:11.4			11000m 13000m 15000m 00:32:22.9 00:40:37.7 00:48:36.6					
21.		Lerang Kenneth SSK		1987	00:25:09.0				00:54:06.5	+00:10:08
7.Men 31 - 40		1000m 3000m 5000m 7000m 00:02:39.1 00:06:32.3 00:11:01.9 00:16:37.2			11000m 13000m 15000m 00:32:29.2 00:40:50.9 00:48:53.7					
22.		Smolik Christian		1974	00:25:06.6				00:54:56.7	+00:10:58
8.Men 41 - 50		1000m 3000m 5000m 7000m 00:02:38.8 00:06:51.1 00:11:30.6 00:16:54.2			11000m 13000m 15000m 00:32:30.9 00:40:50.8 00:49:10.6					
23.		Aleh Dubrounik Audax club Lida		1973	00:24:41.8				00:55:04.4	+00:11:05
9.Men 41 - 50		1000m 3000m 5000m 7000m 00:01:56.9 00:05:44.5 00:10:17.6 00:15:51.3			11000m 13000m 15000m 00:32:21.8 00:40:37.6 00:49:10.9					
24.		Bienias Łukasz RouvyPL		1984	00:26:40.7				00:55:21.0	+00:11:22
8.Men 31 - 40		1000m 3000m 5000m 7000m 00:02:55.1 00:07:30.4 00:12:19.0 00:18:14.7			11000m 13000m 15000m 00:33:57.3 00:41:57.9 00:50:04.9					
25.		reina la		1975	00:24:43.0				00:55:35.9	+00:11:37
10.Men 41 - 50		1000m 3000m 5000m 7000m 00:02:17.9 00:06:18.5 00:10:47.0 00:16:16.2			11000m 13000m 15000m 00:32:12.9 00:41:05.1 00:49:45.0					
26.		Chiu Jaku NCCU Surveying 91		1984	00:26:39.6				00:55:42.0	+00:11:43
9.Men 31 - 40		1000m 3000m 5000m 7000m 00:02:41.1 00:07:00.4 00:12:02.9 00:17:51.2			11000m 13000m 15000m 00:33:53.3 00:42:05.2 00:50:24.0					



Andorra Rouvy Challenge

Start time UTC: 12:00:00

Rank abs/cat	Jersey	Name	CoR	DoB	INT1	Finishtime		
27.		Byrd Eamonn Dublin Wheelers		1963	00:25:26.1	00:55:53.2	+00:11:54	
6.Men 51 - 60		1000m 3000m 5000m 7000m 00:02:25.0 00:06:25.3 00:10:57.9 00:16:24.6			11000m 13000m 15000m 00:32:56.8 00:41:45.2 00:50:25.0			
28.		Uhlir Vojtěch		1983	00:28:15.2	00:56:57.2	+00:12:58	
10.Men 31 - 40		1000m 3000m 5000m 7000m 00:05:32.3 00:09:42.6 00:14:26.1 00:19:52.6			11000m 13000m 15000m 00:35:20.4 00:43:31.2 00:51:35.8			
29.		Lagmannsveen Tor Erik BSK		1969	00:26:07.3	00:57:04.2	+00:13:05	
7.Men 51 - 60		1000m 3000m 5000m 7000m 00:02:26.7 00:06:38.4 00:11:25.8 00:17:14.3			11000m 13000m 15000m 00:33:50.2 00:42:35.0 00:51:25.9			
30.		Cunha Leonel		1968	00:26:16.1	00:57:05.9	+00:13:07	
8.Men 51 - 60		1000m 3000m 5000m 7000m 00:02:47.2 00:07:09.2 00:11:55.0 00:17:44.6			11000m 13000m 15000m 00:33:51.0 00:42:56.3 00:51:23.9			
31.		Thompson Kevin		1974	00:26:08.1	00:57:13.3	+00:13:14	
11.Men 41 - 50		1000m 3000m 5000m 7000m 00:02:34.7 00:06:38.4 00:11:22.9 00:17:07.2			11000m 13000m 15000m 00:33:51.9 00:42:36.2 00:51:24.9			
32.		webster jim		1965	00:26:26.0	00:57:55.7	+00:13:57	
9.Men 51 - 60		1000m 3000m 5000m 7000m 00:02:28.2 00:06:38.3 00:11:28.7 00:17:22.5			11000m 13000m 15000m 00:33:56.4 00:42:37.3 00:52:00.1			
33.		Ennig Oliver Kirchmair Cycling		1982	00:26:21.5	00:58:28.2	+00:14:29	
11.Men 31 - 40		1000m 3000m 5000m 7000m 00:02:26.8 00:06:37.5 00:11:28.9 00:17:20.3			11000m 13000m 15000m 00:34:06.1 00:43:12.4 00:52:18.9			
34.		POTYRALA BARTOSZ		1981	00:27:24.1	00:58:38.0	+00:14:39	
12.Men 31 - 40		1000m 3000m 5000m 7000m 00:02:38.9 00:06:59.2 00:12:10.0 00:18:13.4			11000m 13000m 15000m 00:35:06.3 00:43:51.0 00:52:41.3			
35.		Smit -Willie Burgos - BH		1992	00:30:18.3	00:58:54.8	+00:14:56	
3.Men 21 - 30		1000m 3000m 5000m 7000m 00:02:50.8 00:07:50.4 00:13:38.8 00:21:12.6			11000m 13000m 15000m 00:36:38.4 00:44:55.3 00:53:01.1			
36.		Cherry Bob		1957	00:27:49.0	00:59:05.5	+00:15:07	
1.Men 60+		1000m 3000m 5000m 7000m 00:02:51.9 00:07:23.3 00:12:31.2 00:18:42.8			11000m 13000m 15000m 00:35:33.2 00:44:31.4 00:53:07.1			
37.		Bradshaw Darrell		1959	00:27:47.5	00:59:15.5	+00:15:17	
2.Men 60+		1000m 3000m 5000m 7000m 00:02:39.8 00:07:12.3 00:12:22.9 00:18:34.7			11000m 13000m 15000m 00:35:36.2 00:44:31.1 00:53:14.3			
38.		Glaser Harald		1977	00:27:05.9	00:59:44.7	+00:15:46	
12.Men 41 - 50		1000m 3000m 5000m 7000m 00:02:34.9 00:07:01.2 00:11:52.0 00:17:53.3			11000m 13000m 15000m 00:35:03.9 00:44:13.2 00:53:21.7			
39.		Steckling Andreas		1986	00:28:12.6	01:00:03.0	+00:16:04	
13.Men 31 - 40		1000m 3000m 5000m 7000m 00:03:02.8 00:07:48.2 00:13:01.9 00:19:07.5			11000m 13000m 15000m 00:35:58.3 00:44:58.6 00:54:07.2			
40.		Pristas Vincent		1975	00:27:27.0	01:02:01.5	+00:18:03	
13.Men 41 - 50		1000m 3000m 5000m 7000m 00:02:49.8 00:07:07.2 00:12:02.1 00:17:59.3			11000m 13000m 15000m 00:35:42.2 00:45:34.3 00:55:27.7			
41.		Njord Christer		1964	00:29:20.7	01:02:02.8	+00:18:04	
10.Men 51 - 60		1000m 3000m 5000m 7000m 00:02:51.8 00:07:38.5 00:13:01.1 00:19:31.8			11000m 13000m 15000m 00:37:27.6 00:46:48.5 00:56:02.3			




VIRTUAL PARTNER



Andorra Rouvy Challenge

Start time UTC: 12:00:00

Rank abs/cat	Jersey	Name	CoR	DoB	INT1				Finishtime			
42.		Körner Roman		1968	00:29:59.0				01:02:03.3	+00:18:04		
11.Men 51 - 60						1000m	3000m	5000m	7000m	11000m	13000m	15000m
						00:03:38.0	00:08:42.6	00:13:51.9	00:20:04.8	00:38:15.6	00:47:39.6	00:56:58.4
43.		Noonan Pat		1968	00:28:13.6				01:02:10.2	+00:18:11		
12.Men 51 - 60						1000m	3000m	5000m	7000m	11000m	13000m	15000m
						00:02:41.7	00:07:28.5	00:12:41.1	00:18:56.8	00:36:33.2	00:46:13.7	00:55:48.6
44.		nakamura tetsujirou		1973	00:29:00.4				01:02:52.3	+00:18:53		
14.Men 41 - 50						1000m	3000m	5000m	7000m	11000m	13000m	15000m
						00:02:47.2	00:07:40.3	00:13:00.1	00:19:45.4	00:37:02.4	00:46:42.4	00:56:15.5
45.		Pereira Rui NaDesmontes Cycling Spirit		1971	00:28:46.1				01:03:00.9	+00:19:02		
15.Men 41 - 50						1000m	3000m	5000m	7000m	11000m	13000m	15000m
						00:03:08.2	00:07:37.6	00:12:52.0	00:19:06.5	00:37:07.3	00:46:56.8	00:56:29.3
46.		LaRoche Eric Taureaux de Gatineau		1980	00:26:02.1				01:03:11.1	+00:19:12		
16.Men 41 - 50						1000m	3000m	5000m	7000m	11000m	13000m	15000m
						00:02:38.0	00:06:51.3	00:11:37.1	00:17:20.7	00:34:41.3	00:44:53.6	00:55:28.5
47.		Somers Leo		1964	00:28:47.1				01:03:18.6	+00:19:20		
13.Men 51 - 60						1000m	3000m	5000m	7000m	11000m	13000m	15000m
						00:02:59.1	00:07:37.4	00:12:52.8	00:19:07.6	00:37:10.6	00:47:00.7	00:56:41.7
48.		Garcia Albarrán Adria Ciclos Oleka		1992	00:31:37.0				01:04:06.6	+00:20:08		
4.Men 21 - 30						1000m	3000m	5000m	7000m	11000m	13000m	15000m
						00:03:08.9	00:10:14.5	00:15:17.1	00:21:33.0	00:39:45.8	00:49:01.9	00:58:03.6
49.		Geise Gerd		1969	00:33:44.6				01:04:18.6	+00:20:20		
14.Men 51 - 60						1000m	3000m	5000m	7000m	11000m	13000m	15000m
						00:03:39.9	00:09:21.8	00:16:16.2	00:24:02.0	00:41:08.9	00:50:03.0	00:58:25.7
50.		Cooper Vaughn		1972	00:33:13.0				01:04:29.6	+00:20:31		
17.Men 41 - 50						1000m	3000m	5000m	7000m	11000m	13000m	15000m
						00:07:22.2	00:12:57.1	00:18:15.2	00:24:26.8	00:41:05.7	00:49:58.7	00:58:40.6
51.		Puchala Henryk		1957	00:29:54.7				01:04:36.3	+00:20:37		
3.Men 60+						1000m	3000m	5000m	7000m	11000m	13000m	15000m
						00:03:02.1	00:08:02.3	00:13:36.0	00:20:14.0	00:38:44.8	00:48:38.8	00:58:04.2
52.		Martinez Luis		1980	00:29:09.8				01:04:53.4	+00:20:54		
18.Men 41 - 50						1000m	3000m	5000m	7000m	11000m	13000m	15000m
						00:02:53.9	00:07:22.4	00:12:39.2	00:19:03.7	00:38:09.5	00:48:12.8	00:58:15.9
53.		Wetzstein Jens SienaGardenCycling		1958	00:31:52.7				01:04:53.8	+00:20:55		
4.Men 60+						1000m	3000m	5000m	7000m	11000m	13000m	15000m
						00:03:11.0	00:08:18.4	00:14:10.3	00:21:13.6	00:40:31.9	00:50:12.0	00:59:01.9
54.		Montecinos Eugenio Colorado Southland riders		1978	00:28:34.1				01:05:40.1	+00:21:41		
19.Men 41 - 50						1000m	3000m	5000m	7000m	11000m	13000m	15000m
						00:02:45.9	00:07:10.7	00:12:19.8	00:18:29.4	00:37:12.7	00:47:53.9	00:58:25.7
55.		Wyss Matthias crazy5		1973	00:28:55.7				01:06:02.5	+00:22:04		
20.Men 41 - 50						1000m	3000m	5000m	7000m	11000m	13000m	15000m
						00:02:37.0	00:07:12.6	00:12:17.1	00:18:50.7	00:37:59.6	00:48:41.9	00:59:10.9
56.		Stockmeier Thomas		1975	00:29:54.8				01:06:25.5	+00:22:27		
21.Men 41 - 50						1000m	3000m	5000m	7000m	11000m	13000m	15000m
						00:02:54.0	00:07:28.3	00:13:02.2	00:19:38.7	00:39:11.7	00:49:47.7	01:00:08.1

Gran Fondo
World Tour®

ROUVY

VIRTUAL PARTNER

SPORTSOFT
TIMING

Andorra Rouvy Challenge































Start time UTC: 12:00:00

Rank abs/cat	Jersey	Name	CoR	DoB	INT1				Finishtime	
57.		Lategan Andre TBC		1966	00:29:56.8				01:06:30.1	+00:22:31
15.Men 51 - 60		1000m 3000m 5000m 7000m 11000m 13000m 15000m 00:02:39.8 00:07:11.0 00:12:21.4 00:18:58.0 00:38:45.1 00:48:59.2 00:59:36.6								
58.		Garcia Cesar		1972	00:31:46.2				01:07:01.6	+00:23:03
22.Men 41 - 50		1000m 3000m 5000m 7000m 11000m 13000m 15000m 00:03:16.9 00:08:17.2 00:13:59.0 00:20:52.5 00:40:55.9 00:51:10.0 01:00:48.2								
59.		Meersschaut- Marc		1959	00:29:55.6				01:07:18.8	+00:23:20
5.Men 60+		1000m 3000m 5000m 7000m 11000m 13000m 15000m 00:03:12.9 00:08:13.5 00:13:38.3 00:20:08.9 00:38:53.8 00:49:14.6 01:00:09.9								
60.		Breuer Ralf		1964	00:30:36.7				01:07:32.3	+00:23:33
16.Men 51 - 60		1000m 3000m 5000m 7000m 11000m 13000m 15000m 00:02:58.2 00:07:49.6 00:13:21.0 00:20:13.5 00:39:52.7 00:50:09.1 01:00:15.8								
61.		den Ouden DJ		1975	00:34:25.8				01:07:32.3	+00:23:33
23.Men 41 - 50		1000m 3000m 5000m 7000m 11000m 13000m 15000m 00:09:53.8 00:14:20.8 00:19:14.3 00:25:01.8 00:42:21.9 00:51:41.0 01:01:00.0								
62.		de Lulu74		1964	00:31:25.1				01:08:13.7	+00:24:15
17.Men 51 - 60		1000m 3000m 5000m 7000m 11000m 13000m 15000m 00:03:27.3 00:08:17.5 00:13:47.0 00:20:37.6 00:40:21.9 00:50:57.1 01:01:07.1								
63.		Bulín Petr P.B.C.		1971	00:30:31.2				01:08:54.1	+00:24:55
24.Men 41 - 50		1000m 3000m 5000m 7000m 11000m 13000m 15000m 00:03:04.0 00:07:45.4 00:13:14.1 00:19:49.6 00:39:40.5 00:50:40.8 01:01:41.2								
64.		G G X		1983	00:31:15.1				01:10:39.8	+00:26:41
14.Men 31 - 40		1000m 3000m 5000m 7000m 11000m 13000m 15000m 00:02:51.1 00:07:28.3 00:12:48.8 00:19:55.6 00:40:58.0 00:52:19.1 01:03:27.5								
65.		Glingener Christoph		1968	00:30:30.5				01:10:48.0	+00:26:49
18.Men 51 - 60		1000m 3000m 5000m 7000m 11000m 13000m 15000m 00:02:49.7 00:07:25.3 00:12:51.9 00:19:35.4 00:39:57.7 00:50:57.0 01:02:40.0								
66.		Kanarkiewicz Bob Mohawk-Hudson Cycling Club		1959	00:33:03.1				01:10:56.7	+00:26:58
6.Men 60+		1000m 3000m 5000m 7000m 11000m 13000m 15000m 00:03:28.0 00:08:40.4 00:14:33.1 00:21:52.8 00:42:18.3 00:53:16.3 01:04:07.6								
67.		Mejia Andres		1973	00:31:48.4				01:11:00.6	+00:27:02
25.Men 41 - 50		1000m 3000m 5000m 7000m 11000m 13000m 15000m 00:03:12.0 00:08:07.6 00:13:47.3 00:20:42.7 00:41:29.9 00:52:46.4 01:03:54.5								
68.		Klopper Guido BBB		1967	00:31:42.0				01:11:05.1	+00:27:06
19.Men 51 - 60		1000m 3000m 5000m 7000m 11000m 13000m 15000m 00:03:05.5 00:07:54.2 00:13:37.2 00:20:41.8 00:41:13.9 00:52:47.0 01:03:55.4								
69.		Hamman Bryan THATLLDO		1960	00:33:58.6				01:11:34.7	+00:27:36
7.Men 60+		1000m 3000m 5000m 7000m 11000m 13000m 15000m 00:03:43.1 00:09:15.6 00:15:26.1 00:22:56.9 00:43:01.5 00:53:45.2 01:04:38.5								
70.		Ardoino Gianni		1966	00:33:21.3				01:11:38.1	+00:27:39
20.Men 51 - 60		1000m 3000m 5000m 7000m 11000m 13000m 15000m 00:03:43.9 00:09:00.4 00:15:01.4 00:22:16.8 00:42:49.3 00:53:46.3 01:04:34.6								
71.		Lopes Eduardo		1970	00:32:27.1				01:13:21.0	+00:29:22
21.Men 51 - 60		1000m 3000m 5000m 7000m 11000m 13000m 15000m 00:03:09.1 00:08:24.4 00:14:19.3 00:21:17.6 00:42:32.2 00:53:51.2 01:05:32.5								



Andorra Rouvy Challenge

Start time UTC: 12:00:00

Rank abs/cat	Jersey	Name	CoR	DoB	INT1				Finishtime	
72.		LICKI Guy Biker lixheois		1957	00:36:37.0				01:13:47.0	+00:29:48
8.Men 60+		1000m 3000m 5000m 7000m 11000m 13000m 15000m 00:04:06.3 00:10:07.6 00:16:50.2 00:24:40.2 00:46:06.4 00:57:05.7 01:07:09.7								
73.		Wk Radek		1975	00:34:15.1				01:14:35.1	+00:30:36
26.Men 41 - 50		1000m 3000m 5000m 7000m 11000m 13000m 15000m 00:04:04.9 00:09:24.5 00:15:28.2 00:22:48.2 00:44:23.4 00:55:51.4 01:07:14.7								
74.		Goebels Ulrich		1960	00:32:57.9				01:14:37.1	+00:30:38
9.Men 60+		1000m 3000m 5000m 7000m 11000m 13000m 15000m 00:03:20.1 00:08:34.9 00:14:24.3 00:21:35.1 00:43:00.6 00:55:06.5 01:06:57.9								
75.		Taylor Alastair		1964	00:32:59.8				01:15:03.7	+00:31:05
22.Men 51 - 60		1000m 3000m 5000m 7000m 11000m 13000m 15000m 00:03:02.9 00:08:02.3 00:13:54.9 00:21:07.7 00:42:48.3 00:54:38.6 01:07:05.9								
76.		Steenvoorden Dirk		1954	00:34:39.2				01:15:41.7	+00:31:43
10.Men 60+		1000m 3000m 5000m 7000m 11000m 13000m 15000m 00:03:30.1 00:09:00.8 00:15:14.3 00:22:54.1 00:45:04.5 00:57:01.8 01:08:23.0								
77.		Alain Arias Forest club		1966	00:35:36.4				01:17:05.0	+00:33:06
23.Men 51 - 60		1000m 3000m 5000m 7000m 11000m 13000m 15000m 00:04:25.0 00:10:21.6 00:16:31.6 00:24:01.1 00:45:43.7 00:57:36.0 01:09:05.3								
78.		Groux Steffen		1991	00:35:33.6				01:17:31.5	+00:33:33
5.Men 21 - 30		1000m 3000m 5000m 7000m 11000m 13000m 15000m 00:03:35.0 00:09:00.3 00:15:01.2 00:22:55.9 00:46:07.6 00:59:04.0 01:10:13.2								
79.		buyo dani gran fondo world tour		1976	00:37:30.8				01:17:43.2	+00:33:44
27.Men 41 - 50		1000m 3000m 5000m 7000m 11000m 13000m 15000m 00:02:53.2 00:09:30.6 00:16:11.4 00:25:31.4 00:47:51.8 00:59:28.8 01:10:23.5								
80.		Banaszewski Wojciech		1980	00:35:04.2				01:17:51.0	+00:33:52
28.Men 41 - 50		1000m 3000m 5000m 7000m 11000m 13000m 15000m 00:03:24.3 00:08:53.4 00:15:08.3 00:23:04.9 00:46:55.7 00:57:44.9 01:09:31.3								
81.		Bertram James		1961	00:36:02.1				01:18:31.1	+00:34:32
24.Men 51 - 60		1000m 3000m 5000m 7000m 11000m 13000m 15000m 00:03:29.9 00:08:54.6 00:15:09.4 00:23:01.7 00:46:46.5 00:59:06.9 01:11:00.3								
82.		Mendez Juan Pablo		1986	00:34:20.8				01:19:08.6	+00:35:10
15.Men 31 - 40		1000m 3000m 5000m 7000m 11000m 13000m 15000m 00:03:56.3 00:08:57.8 00:14:45.3 00:22:04.0 00:46:03.4 00:59:13.0 01:10:56.3								
83.		Butz Nicolas		1978	00:40:30.6				01:19:14.1	+00:35:15
29.Men 41 - 50		1000m 3000m 5000m 7000m 11000m 13000m 15000m 00:09:52.5 00:15:29.4 00:21:57.7 00:29:37.4 00:50:52.7 01:01:30.1 01:12:17.2								
84.		Wright- Neil		1968	00:35:47.5				01:19:37.8	+00:35:39
25.Men 51 - 60		1000m 3000m 5000m 7000m 11000m 13000m 15000m 00:03:32.3 00:09:03.4 00:15:26.0 00:23:41.3 00:46:33.6 00:58:40.1 01:11:02.3								
85.		Jackson Paul		1976	00:36:03.3				01:20:03.2	+00:36:04
30.Men 41 - 50		1000m 3000m 5000m 7000m 11000m 13000m 15000m 00:03:36.2 00:08:55.8 00:14:56.2 00:22:58.0 00:49:08.1 01:03:10.5 01:13:07.4								
86.		Debkowski Michal BCN Racing Team		1981	00:33:52.1				01:20:18.8	+00:36:20
16.Men 31 - 40		1000m 3000m 5000m 7000m 11000m 13000m 15000m 00:03:01.8 00:07:59.2 00:13:50.0 00:21:25.1 00:45:31.4 00:58:52.1 01:12:01.5								



Andorra Rouvy Challenge

Start time UTC: 12:00:00

Rank abs/cat	Jersey	Name	CoR	DoB	INT1				Finishtime	
87.		Vargas Rodrigo MR11		1973	00:34:51.8				01:20:19.2	+00:36:20
31.Men 41 - 50		1000m 3000m 5000m 7000m 00:03:31.1 00:08:40.5 00:14:49.1 00:22:19.1			11000m 13000m 15000m 00:45:42.5 00:58:49.9 01:11:46.1					
88.		Ezra Jared		1973	00:37:05.5				01:20:30.1	+00:36:31
32.Men 41 - 50		1000m 3000m 5000m 7000m 00:04:42.7 00:10:17.6 00:16:42.0 00:24:58.3			11000m 13000m 15000m 00:47:39.8 00:59:48.3 01:12:09.9					
89.		Burns Kevin		1971	00:41:06.0				01:20:35.7	+00:36:37
33.Men 41 - 50		1000m 3000m 5000m 7000m 00:10:23.7 00:15:56.2 00:22:01.8 00:29:53.6			11000m 13000m 15000m 00:51:08.8 01:02:26.1 01:13:24.4					
90.		Scharfspitz Jason		1969	00:40:45.8				01:21:59.6	+00:38:01
26.Men 51 - 60		1000m 3000m 5000m 7000m 00:10:32.5 00:16:04.3 00:22:08.1 00:29:48.8			11000m 13000m 15000m 00:51:00.9 01:02:35.3 01:14:15.5					
91.		Parellada Ramón		1961	00:37:48.2				01:22:18.2	+00:38:19
27.Men 51 - 60		1000m 3000m 5000m 7000m 00:03:48.9 00:09:31.8 00:16:23.6 00:24:44.0			11000m 13000m 15000m 00:48:17.8 01:01:03.1 01:13:40.8					
92.		Eland René		1955	00:38:09.1				01:22:56.7	+00:38:58
11.Men 60+		1000m 3000m 5000m 7000m 00:04:07.9 00:10:22.0 00:17:23.5 00:26:13.3			11000m 13000m 15000m 00:48:48.7 01:02:10.4 01:15:20.7					
93.		Klimiuk Voitek NSW Cycling		1956	00:36:41.5				01:23:20.5	+00:39:22
12.Men 60+		1000m 3000m 5000m 7000m 00:03:14.9 00:08:44.4 00:15:11.0 00:23:30.2			11000m 13000m 15000m 00:48:00.8 01:01:27.3 01:14:39.5					
94.		Baier Ed		1973	00:38:12.5				01:24:21.4	+00:40:22
34.Men 41 - 50		1000m 3000m 5000m 7000m 00:06:27.1 00:12:11.1 00:18:13.7 00:25:44.1			11000m 13000m 15000m 00:49:46.7 01:03:11.4 01:16:03.5					
95.		Wilfing Erich Steirer Strampler		1959	00:40:09.4				01:24:26.4	+00:40:27
13.Men 60+		1000m 3000m 5000m 7000m 00:04:48.3 00:10:51.8 00:17:38.5 00:26:16.4			11000m 13000m 15000m 00:51:47.0 01:04:16.6 01:16:47.5					
96.		Myers Dan		1965	00:38:11.6				01:24:27.6	+00:40:29
28.Men 51 - 60		1000m 3000m 5000m 7000m 00:04:07.0 00:10:05.7 00:16:50.4 00:25:24.9			11000m 13000m 15000m 00:50:27.0 01:03:45.2 01:16:15.6					
97.		Gmo William		1961	00:40:12.4				01:24:49.1	+00:40:50
29.Men 51 - 60		1000m 3000m 5000m 7000m 00:06:55.2 00:12:53.0 00:19:13.5 00:27:35.4			11000m 13000m 15000m 00:51:07.0 01:03:04.2 01:15:51.5					
98.		Pereira Paulo		1975	00:37:45.7				01:25:12.7	+00:41:14
35.Men 41 - 50		1000m 3000m 5000m 7000m 00:03:51.9 00:09:31.5 00:16:04.3 00:24:27.9			11000m 13000m 15000m 00:49:33.0 01:02:37.5 01:16:01.9					
99.		Schindler Tad		1964	00:39:13.5				01:25:29.4	+00:41:30
30.Men 51 - 60		1000m 3000m 5000m 7000m 00:04:27.1 00:10:48.9 00:17:22.4 00:26:26.6			11000m 13000m 15000m 00:50:57.3 01:03:18.3 01:16:22.6					
100.		Cruz Avelino		1973	00:37:56.5				01:25:40.2	+00:41:41
36.Men 41 - 50		1000m 3000m 5000m 7000m 00:03:45.0 00:09:30.6 00:16:08.5 00:24:29.1			11000m 13000m 15000m 00:50:00.0 01:03:27.5 01:17:00.1					
101.		Farr James		1965	00:49:32.9				01:27:24.3	+00:43:25
31.Men 51 - 60		1000m 3000m 5000m 7000m 00:20:08.7 00:25:47.4 00:31:43.0 00:39:01.8			11000m 13000m 15000m 00:59:06.7 01:09:32.0 01:20:01.9					




VIRTUAL PARTNER



Andorra Rouvy Challenge













Start time UTC: 12:00:00

Rank abs/cat	Jersey	Name	CoR	DoB	INT1				Finishtime	
102.		Celis Ricardo Grufit Colombia		1972	00:37:33.3				01:27:46.5	+00:43:48
37.Men 41 - 50		1000m 3000m 5000m 7000m 11000m 13000m 15000m								
		00:03:51.3 00:09:16.4 00:15:50.2 00:24:10.1 00:50:24.8 01:04:09.3 01:18:38.9								
103.		Rinn Petr Continental Adrspach		1966	00:38:19.8				01:28:04.1	+00:44:05
32.Men 51 - 60		1000m 3000m 5000m 7000m 11000m 13000m 15000m								
		00:03:29.2 00:09:17.7 00:15:41.5 00:24:16.9 00:51:22.2 01:05:45.9 01:19:20.2								
104.		Cushnie Jonathan		1960	00:38:55.1				01:28:36.0	+00:44:37
14.Men 60+		1000m 3000m 5000m 7000m 11000m 13000m 15000m								
		00:03:23.8 00:09:10.8 00:16:04.5 00:25:24.5 00:51:20.1 01:05:21.8 01:19:29.0								
105.		Posada Gustavo Colombia		1965	00:43:01.0				01:29:07.3	+00:45:08
33.Men 51 - 60		1000m 3000m 5000m 7000m 11000m 13000m 15000m								
		00:07:51.6 00:14:24.9 00:21:08.9 00:29:42.5 00:54:24.3 01:08:03.6 01:20:51.0								
106.		Wirth Daniel		1965	00:44:31.2				01:29:16.7	+00:45:18
34.Men 51 - 60		1000m 3000m 5000m 7000m 11000m 13000m 15000m								
		00:05:12.3 00:18:29.3 00:24:35.1 00:32:02.2 00:55:30.2 01:08:03.0 01:21:24.2								
107.		Neagu Gabriel		1967	00:39:33.3				01:29:37.6	+00:45:39
35.Men 51 - 60		1000m 3000m 5000m 7000m 11000m 13000m 15000m								
		00:03:47.2 00:09:51.7 00:16:49.2 00:25:49.1 00:51:43.0 01:06:04.9 01:20:30.1								
108.		Paraskevas Vassos Anorthosis		1973	00:41:44.0				01:30:44.7	+00:46:46
38.Men 41 - 50		1000m 3000m 5000m 7000m 11000m 13000m 15000m								
		00:04:31.9 00:10:46.9 00:17:07.6 00:27:07.6 00:53:56.1 01:08:03.6 01:22:36.5								
109.		Huggins Robert Richmond Area Bicycle Association		1963	00:38:34.7				01:31:02.1	+00:47:03
36.Men 51 - 60		1000m 3000m 5000m 7000m 11000m 13000m 15000m								
		00:04:22.1 00:10:10.6 00:16:45.3 00:25:11.2 00:51:32.0 01:08:10.9 01:21:53.2								
110.		Jones Rob BillyNoMates		1965	00:38:36.7				01:31:48.6	+00:47:50
37.Men 51 - 60		1000m 3000m 5000m 7000m 11000m 13000m 15000m								
		00:03:15.9 00:08:38.3 00:14:54.9 00:24:10.3 00:52:02.2 01:07:14.5 01:21:37.1								
111.		Fontaine Gilles		1964	00:59:04.9				02:14:42.6	+01:30:44
38.Men 51 - 60		1000m 3000m 5000m 7000m 11000m 13000m 15000m								
		00:05:40.4 00:14:02.1 00:23:59.9 00:37:22.7 01:19:25.9 01:40:55.2								
		Pedretti Gianfranco		1979	00:19:18.2				DSQ	
M 41-50		1000m 3000m 5000m 7000m 11000m 13000m 15000m								
		00:01:48.8 00:05:19.5 00:08:58.4 00:13:20.3								
		hough ian		1960	00:48:02.7				DNF	
M 60+		1000m 3000m 5000m 7000m 11000m 13000m 15000m								
		00:04:57.2 00:13:21.1 00:20:11.8 00:31:49.0 01:02:47.5 01:18:55.9								
		Sporis Augustin Virtual Cycling Romania		1974	00:27:49.3				DNF	
M 41-50		1000m 3000m 5000m 7000m 11000m 13000m 15000m								
		00:02:50.8 00:07:10.5 00:12:20.2 00:18:31.7 00:39:57.0								
		Kristensen Allan Team Buttons Up		1969	00:30:26.5				DNF	
M 51-60		1000m 3000m 5000m 7000m 11000m 13000m 15000m								
		00:02:51.8 00:07:33.4 00:13:04.9 00:19:51.4 00:39:31.8 00:49:58.6 00:59:58.9								
		Martinez Garcia Luis Enriqu gran fondo world tour		1970					DNF	
M 51-60		1000m 3000m 5000m 7000m 11000m 13000m 15000m								




VIRTUAL PARTNER



Rank abs/cat	Jersey	Name	CoR	DoB	INT1				Finishtime
M 51-60		Quesada Rivera Alejandro TITAN COSTA RICA		1962	00:47:56.5				DNF
					Username TICOTITAN	1000m	3000m	5000m	7000m
						11000m	13000m	15000m	
						00:04:18.2	00:10:09.6	00:17:13.3	00:26:31.5
M 31-40		Shepherdson Anthony		1982	00:30:29.8				DNF
					Username anthonyshp	1000m	3000m	5000m	7000m
						11000m	13000m	15000m	
						00:02:54.0	00:07:37.3	00:13:01.1	00:19:28.5
M 31-40		Lipa Pan Lipa		1987	00:35:50.8				DNF
					Username lipa	1000m	3000m	5000m	7000m
						11000m	13000m	15000m	
						00:02:56.2	00:07:50.5	00:13:43.9	00:22:00.0
M 41-50		Colig Kristijan		1978					DNF
					Username olimp	1000m	3000m	5000m	7000m
						11000m	13000m	15000m	
						00:04:55.4	00:14:43.2		
M 51-60		Buffington George		1963					DNF
					Username B.Goose	1000m	3000m	5000m	7000m
						11000m	13000m	15000m	
						00:03:08.0	00:07:55.2	00:13:15.7	00:19:48.6
M 51-60		Dantuma Nico		1968	00:29:43.9				DNF
					Username npdantuma	1000m	3000m	5000m	7000m
						11000m	13000m	15000m	
						00:03:08.0	00:07:55.2	00:13:15.7	00:19:48.6
						00:38:05.3	00:47:57.5	00:56:52.5	