





Individual Results - Women TRAVEL THE WORLD - Spain | #5 | TT | USA

La Lancha South | #5

Start time UTC: 02:00:00

Rank abs/cat	Jersey	Name	CoR	DoB	INT1	INT2	INT3	Finishtime	
1.		Hill Megan Rouvy Ambassador		1978	00:15:59.3	00:22:40.9	00:25:44.2	00:30:04.5	+00:00:00
1.Women 41 - 50		1000m 00:02:00.3 2500m 00:05:42.6 4000m 00:10:03.7 5500m 00:14:33.1 7000m 00:17:12.5 8000m 00:18:18.8 9500m 00:20:38.2 11500m 00:23:48.8 12500m 00:24:54.9 14500m 00:28:20.8							
2.		Lategan Annalize Private		1974	00:15:46.1	00:22:32.4	00:25:38.0	00:30:05.1	+00:00:00
2.Women 41 - 50		1000m 00:02:19.4 2500m 00:05:47.2 4000m 00:09:59.2 5500m 00:14:18.8 7000m 00:17:01.2 8000m 00:18:07.9 9500m 00:20:27.0 11500m 00:23:42.6 12500m 00:24:48.8 14500m 00:28:14.9							
3.		Flores Angie		1979	00:19:48.0	00:27:03.6	00:30:11.3	00:35:18.6	+00:05:14
3.Women 41 - 50		1000m 00:02:21.4 2500m 00:06:41.9 4000m 00:12:20.6 5500m 00:17:55.9 7000m 00:21:08.1 8000m 00:22:15.5 9500m 00:24:44.8 11500m 00:28:16.1 12500m 00:29:22.3 14500m 00:33:01.8							
4.		Habel Cindy		1965	00:21:13.5	00:27:53.3	00:30:39.3	00:35:51.5	+00:05:47
1.Women 50+		1000m 00:02:22.9 2500m 00:07:05.5 4000m 00:13:07.4 5500m 00:19:15.0 7000m 00:22:26.5 8000m 00:23:25.2 9500m 00:25:40.3 11500m 00:28:58.6 12500m 00:29:57.2 14500m 00:33:28.9							
5.		Hrvatn Rebecca		1986	00:22:00.5	00:29:28.1	00:32:37.7	00:38:25.4	+00:08:20
1.Women 31 - 40		1000m 00:03:06.3 2500m 00:07:54.5 4000m 00:13:47.3 5500m 00:19:57.7 7000m 00:23:21.3 8000m 00:24:29.0 9500m 00:27:00.8 11500m 00:30:42.5 12500m 00:31:48.1 14500m 00:35:49.0							
6.		Hutton Jo-Anne THATLLDO		1966	00:22:29.0	00:29:53.3	00:32:52.8	00:38:36.8	+00:08:32
2.Women 50+		1000m 00:02:36.6 2500m 00:07:45.3 4000m 00:13:52.6 5500m 00:20:16.0 7000m 00:23:48.6 8000m 00:24:52.2 9500m 00:27:25.3 11500m 00:31:03.4 12500m 00:32:06.4 14500m 00:36:02.1							
7.		Loftin Elise TriDot		1965	00:23:20.1	00:30:49.7	00:33:55.3	00:39:34.6	+00:09:30
3.Women 50+		1000m 00:02:45.3 2500m 00:07:53.4 4000m 00:14:29.2 5500m 00:21:06.6 7000m 00:24:43.1 8000m 00:25:50.3 9500m 00:28:23.0 11500m 00:32:02.2 12500m 00:33:06.9 14500m 00:37:03.6							
8.		Roos Joy		1990	00:22:35.4	00:30:25.2	00:33:44.8	00:39:44.7	+00:09:40
2.Women 31 - 40		1000m 00:02:56.4 2500m 00:08:15.6 4000m 00:14:29.2 5500m 00:21:06.6 7000m 00:24:43.1 8000m 00:25:50.3 9500m 00:28:23.0 11500m 00:32:02.2 12500m 00:33:06.9 14500m 00:37:03.6							
9.		besnard tiffany		1969	00:22:57.1	00:30:39.7	00:33:49.3	00:39:50.9	+00:09:46
4.Women 50+		1000m 00:03:00.7 2500m 00:08:03.4 4000m 00:14:32.1 5500m 00:20:53.0 7000m 00:24:18.7 8000m 00:25:27.4 9500m 00:28:11.8 11500m 00:31:52.1 12500m 00:33:00.1 14500m 00:37:13.8							
10.		Ling Daisy		1987	00:23:06.7	00:31:08.7	00:34:29.0	00:40:22.7	+00:10:18
3.Women 31 - 40		1000m 00:02:42.5 2500m 00:07:26.0 4000m 00:14:11.6 5500m 00:20:58.1 7000m 00:24:27.1 8000m 00:25:37.4 9500m 00:28:26.2 11500m 00:32:25.8 12500m 00:33:36.6 14500m 00:37:54.5							

Rank abs/cat	Jersey	Name	CoR	DoB	INT1	INT2	INT3	Finishtime			
11.		Crum Lori		1959	00:27:50.1	00:36:37.3	00:40:12.8	00:47:51.5	+00:17:46		
		Nanana			Username rollyrecumbent						
5.Women 50+		1000m	2500m	4000m	5500m	7000m	8000m	9500m	11500m	12500m	14500m
		00:03:12.3	00:09:22.9	00:17:16.5	00:25:15.4	00:29:19.5	00:30:37.5	00:33:43.7	00:37:59.5	00:39:15.4	00:44:12.4
12.		Wantke Karen		1973	00:30:54.3	00:39:40.6	00:42:44.9	00:50:10.0	+00:20:05		
					Username crackers-kw						
4.Women 41 - 50		1000m	2500m	4000m	5500m	7000m	8000m	9500m	11500m	12500m	14500m
		00:03:12.8	00:10:13.5	00:19:44.5	00:28:15.8	00:32:20.4	00:33:23.5	00:36:18.2	00:40:56.7	00:41:58.8	00:46:48.2

